16mm 35m

BUILDING FILE

Code No. 598 / 39

Subject Dwg / Addn / Addn

No. Sheets 257
26646
26994

Permit No

Date 18.3.60
3.5.85
5.9.85

Document Set ID: 1036112
Version: 1, Version Date: 22/09/2010

PERMIT NO. 252

TARANAKI COUNTY COUNCIL

BUILDING APPLICATION FORM

598/39

To the County Engineer,
P.O. Box 56,
NEW PLYMOUTH.

Sir,

I hereby apply for permission to Build House

at (House No. & Street) 39 Lucania for (Owner) J A Armstrong

of (Address) Tunahuna St according to locality plan and detailed plans, elevations, cross-sections and specifications of building deposited herewith IN DUPLICATE.

Lot No. 19 D.P. No. 3968 Pt Section No. 184 Grey Dist

Block V Pembroke S.D. Area 0 - 0 - 36.42 P.

Particulars of Building: Foundations Concrete

Walls Wood

Roof Iron.

Area of Ground Floor 1320 sq. ft.

Area of Outbuildings 216 sq. ft.

Estimated Cost of Completed Building £4395 - 15 - 0

Less Cost of Plumbing and Drainage £ 395 - 15 - 0

Balance £ 4000 - 0 - 0

Proposed purpose for which every part of building is to be used or occupied (describing separately each part intended for use or occupation for a separate purpose):

Proposed use or occupancy of other part of building Carport

Yours faithfully,

O A Paterson
Builder

Address 9 High Street
Eltham

Date 17th March 1960

NOTE: Fees according to the scale on back hereof must accompany application for permit. Special plumbing and drainage application forms are required and where applicable separate permits must be obtained by the Plumber or Drainer before a building permit will be issued.

Date Received 18-3-60 Fee Paid £ 4:10:- Receipt No. 2103

Plans and Specifications Checked and Issue of Permit Approved:

R W Smith
County Engineer

16/3/60.
Date

INSPECTION DETAILS:

_____ State of Work _____ Initials

_____ State of Work _____ Initial

_____ State of Work _____ Initi

Document Set ID: 1036112
Version: 1, Version Date: 22/09/2010

598/39

S P E C I F I C A T I O N S .

15/3/60

SPECIFICATIONS.

Specifications of work and materials to be used in the erection of a residence for Mr. T. Armstrong.

SITE. Clear all grass and vegetation from building site before building operations commence. Remove all old timber and cuttings from under foundations as the floor is laid.

FIRE INSURANCE. An Insurance Policy, covering fire risk during the duration of the contract is to be taken out by the Contractor.

WORKERS' COMPENSATION ACT. A written guarantee must be furnished by the Contractor and his Sub-Contractors, that a Policy of Insurance covering claims for damages resulting from accidents is in force.

LOCALITY. The Site is situated in Fitzroy, NEW PLYMOUTH.

FOUNDATIONS. Minimum height to floor line to be 24". Excavate footings and blocks to a minimum depth of 18" or to approved solid bearing, horizontal on the bottom.

PILES. To be at least 8" x 6" set in 12" x 12" x 6" concrete pads, spaced 4'6" in rows and have two No.8 gauge galvanised wires bedded in to secure plates.

BASE WALLS. Not less than 16" above permanent ground line, minimum thickness 5" reinforced with one ½" rod at top. Provide footings of concrete at least 12" x 6" reinforced with two ½" mild steel rods. Ventilators fitted not more than 2 ft. from corners and not more than 6 ft. apart. Plastered & finished to approval

CONCRETE. To be composed of 6 parts approved aggregate to one part portland cement.

DAMPCOURSE. Lay 3 (three) malthoid on all concrete walls and blocks to form dampcourse before fixing timber in position.

TERRACE & STEPS. The two sets of steps to be concrete as shown, with risers of not more than 6" and treads 13". The terrace to be 4" thick over hard fill. All to be plastered and finished to approval.

CHIMNEY FOOTING. To be 6" concrete, 6" wider than work above, reinforced with ½" mild steel rods, 15 inch mesh. Chimney shall be Firth Precast type. Stack to be reinforced with four ½" mild steel rods. Plastered to approval. Make provision for Space Heater, vents let into hearth.

CARPENTER & JOINER.

SLEEPERS. To be 4" x 3" Heart Rimu or Heart Matai in long lengths scarved at all joints and stapled to piles with No.8 galvanised wire.

FLOOR JOISTS. To be 5" x 2" Heart Rimu or Heart Matai gauged and checked to lay true on top, spaced at not more than 18" centres and well spiked to sleepers.

Document Set ID: 1036112
Version: 1, Version Date: 22/09/2010

CARPENTER & JOINER CONT'D.

PLATES. Bottom Plates Heart Native or Tanalised or Boric treated Pinus Radiata, 4" x 2" in as long lengths as possible, scarfed at all angles and junctions. Bore two 2" holes between each pair of studs for ventilation. Holes to be vermin proofed.

STUD. To be 4" x 2" Tanalised or Boric treated Pinus Radiata cut to give clear height floor to ceiling of 8'0". To be spaced at not more than 16" centres.

NOGGING. To be 4" x 2" Tanalised or Boric treated Pinus Radiata. Fit three rows of nogging, bored for ventilation to all walls.

BRACING. To be 6" x 1" or 4" x 1" Tanalised or Boric treated Pinus Radiata cut flush.

CEILING JOISTS. To be 4" x 2" Tanalised or Boric treated Pinus Radiata. Set out for Pinex ceilings, but not more than 20" centres. With 4" x 2" runners fixed across tops and whole well tied, nailed and knogged.

RAFTERS. To be 4" x 2" Tanalised or Boric treated Pinus Radiata at not more than 3'0" centres.

PURLINS. To be 3" x 2" Tanalised or Boric treated Pinus Radiata spaced to suit corrugated galvanised iron sheets at not more than 3'0" centres.

FASCIA BOARD. To be 8" x 1" Heart Rimu or treated Native.

SOFFITS. Face up overhang of Soffitt with asbestos sheets, with quarter round and scotia to all angles.

OUTER WALLS. Cover all outer walls with 6" x 1" Heart Bevelled back Weather boarding, to be primed before fixing. Minimum lap 1½". Internal angles to be scribed.

FLOOR. Lay 4" x 1" or 6" x 1" Heart Rimu or Heart Matai T. & G. floors to all rooms in as long lengths as possible. All to be neatly cramped and double nailed. Punch all nails and send off to leave a smooth finish.

SKIRTING. To be 3" x 1" or 4" x 1" Heart Rimu B. Nosed neatly scribed to all walls.

ROOF. To be 15 degree Pitch minimum, 26 gauge first quality galvanised iron, with 8" end laps and 1½" corrugations side lap. Nail alternate corrugations at ends of sheets and every third corrugation on intermediate purlins. Before fixing paint with approved paint side and end laps of iron, and the backs of the spouting and ridging. Wire netting and building paper fitted under roof. Use 26 gauge galvanised iron ridging, 18" wide, lead edged.

SASHES & FRAMES. Sashes to be of seasoned Redwood and frames of Heart Rimu or Totara. Mullions of 4" x 3" and sills of 9" x 2½". All to be solid rebated and weather grooved. All sashes to be glazed with 24 oz. glass with the exception of 5' x 5' & 4' x 5' fixed sashes in Lounge, also 8' x 5'9" fixed sash in Dining room, these to be ¼" plate.

Windows in general to be fitted with Whitco Fittings, with openings as shown on plan.

Document Set ID: 1036112
Version: 1, Version Date: 22/09/2010

CARPENTER & JOINER CONT'D.

SASH SIZES.

Lounge.	1 - 2 light, 5' x 2' x 5' high. (corner) 1 - 2 " 4' x 2' x 5' " (corner) 1 Unit comprising 2 lights 2'6" x 6'6" and 2 - 2'6" x 6'6" Glass doors opening outwards.
Hall.	2 Highlights 3' x 2' (Top hung).
Dining Room.	1 Highlight 3' x 2' (Top hung). 1 - 1 light, 8' x 5'9" (Fixed sash).
Kitchen.	1 - 2 " 4' x 2' x 3'6" high.
Laundry.	1 - 2 " 2' x 2' x 3'6" high.
W.C.	1 - 5 blade Couper louvre, (Obscured glass).
Bathroom.	1 - 2 light, 2' x 2' x 3'6" high, (Obscured glass).
Bedroom 3.	1 - 2 " 2' x 2' x 4'6" high.
Bedroom 2.	2 - 2 " 2' x 2' x 4'6" "
Bedroom 1.	1 - 3 " 2' x 2' x 2' x 4'6" high.

OUTSIDE DOORS & FRAMES. All outside doors to be Redwood, hung on 3 - 4" butts and fitted with selected furniture. Door sills to be 10" x 2" Heart Matai and solid Heart Totara rebated jambs and heads.

Dining room doors.	2 - 2'6" x 6'6" glass opening outwards.
Hall.	1 - 2'8" x 6'6" glass. 1 - 2'10" x 6'6" glass (Front Door).
Lounge.	2 - 2'6" x 6'6" glass opening outwards, (See note under Sash sizes).
Laundry.	1 - 2'8" x 6'6" Framed ledge, obscured glass panel at top.

INSIDE DOORS. All inside doors to be hung on solid rebated jambs with 3 - 3½" butts and fitted with selected furniture. Inside architraves to be 3" x 1" or 4" x 1" Heart Rimu B. Nosed, neatly fitted to all doors and windows. Interior doors 6'6" x 2'8" staining quality. Wardrobes to Bedrooms 3. & 2. to be fitted with 6'6" x 2'8" sliding doors, Bedroom 1. to be fitted with 6'6" x 2' sliding door, all to be mounted on suitable overhead tracks.

KITCHEN CUPBOARDS. To Owners' instructions, a fixture incorporating Bench top, overhead cupboard, glass fronted china cabinet and open bookshelves is required as a divider between Kitchen and Dining rooms. Bench tops to be covered with Formica and a Stainless steel sink bench is to be provided.

SPACE HEATER. Allow P.C. Sum of £40. for Space heater. Installation to be carried out in accordance with Fire Underwriters Regulations.

CEILINGS. To be Pinex V. jointed and button moulding.

Document Set ID: 1036112
Version: 1, Version Date: 22/09/2010

CARPENTER & JOINER CONT'D.

BATHROOM BASIN. Build in basin with cupboards underneath, extend to bath with Formica top.

NOTE:- All finishing timber shall be Kauri Rimu.

WALLS. All walls that are to be papered are to be lined with Gibralter Board. Plush off all joints and leave a smooth finish to receive wallpapers. Wall board to be fixed with galvanised clouts, and all nails punched and stopped. Kitchen, Bathroom and laundry and W.C. walls to be Pinex Hardboard and battened and left clean and smooth ready for painter.

PAINTER & PAPERHANGER.

PAINTS. To be mixed of the best paints obtainable, to comply with N.Z. standard specification.

EXTERIOR WORK. Prime all woodwork exposed to weather with Red lead priming. Stop all nail holes and defects with raw linseed oil putty, and paint 2 (two) coats of strained and mixed paints to approved colours. Totara priming to be used as necessary.

INTERIOR WORK. All inside woodwork except bathroom, W.C., laundry and kitchen to be finished in varnish, after consultation with Owner. All nail holes to be stopped with coloured putty.

Bathroom, W.C., Laundry and Kitchen walls and ceilings to be painted 3 (three) coats, finished with high gloss, colours to approval.

PAPERHANGING. Paper all rooms required with papers of Owners' choice, all work to be done in a workmanlike manner and to the satisfaction of the Owner.

Allow P.C. Sum of 10/- per roll for wallpaper.

ELECTRICIAN.

GENERAL. All stallations to be carried out in accordance with the requirements of the Taranaki Electric Power Boards' Company Inspector.

SWITCHES. All switches to be selected flush pattern.

ELECTRIC STOVE. To Owners' approval. Allow P.C. Sum of £75.0.0

WATER HEATER. 40 Gallon - tall type.

POINTS. Allow for ..14.. Light points, and ..7... Heat points. Do all necessary wiring and fitting to make a complete job.

WIRELESS POINTS. Fit T.V. Aerial and Earth points where directed.

Document Set ID: 1036112
Version: 1, Version Date: 22/09/2010

PLUMBER.

GENERAL. All materials to be the best of their respective kinds and all workmanship to be of the best. All sanitary connections and drainages in accordance with the New Plymouth City Council Bye-laws.

SPOUTING & DOWNPIPES. To be quarter round Copper, fitted on brass cast brackets with fall as directed. Braze all joints and reinforce at ends and angles.

VALLEYS. Beaded Copper sheet, brazed at joins.

WASTES. All fittings to be properly connected with lead trap wastes. Wastes to gulleys in wrought iron pipes.

COLD WATER SUPPLY. Lay on water from Main supply to Bath, Basin, W.C., Shower, Sink, Tubs, Electric cylinder and Supply tank in ½" copper pipe.

HOT WATER SUPPLY. Lead water from Electric cylinder to Bath, Basin, Sink, Tubs and Shower. All pipes to be ¾" diameter copper piping and lagged. All taps to be Nickel or Chromium and marked 'Hot' and 'Cold'.

W.C. Supply and fix a low down Cistern complete, and of an approved make.

BATH & BASIN. Supply and fix Porcelain Bath and Basin to Owners' approval.

SINK. Supply and fix waste to Sink.

SILL TRAYS. Supply Sill trays for all windows, trays to be continuous, turned up on back and ends and projecting out over external wall covering.

SHOWER TRAY Provide Stainless Steel tray.

BRICKLAYER.

Construct Kimmera stone surround to Owners' Instructions. Allow P.C. Sum of £35.

DRAINLAYER.

Construct Septic tank, and site in position to comply with the New Plymouth City Council Bye-laws. Lay drains to tank in 4" glazed earthenware pipes.

CARPORT.

Provide Carport as shown on plan. To be supported on 4 - 2" galvanised iron pipes. Cover with 26 gauge corrugated galvanised iron in 12 ft. sheets over building paper and wire netting. Line with asbestos cement sheets suitably battened. Provide 3" thick concrete floor.

BUILDING INSPECTOR'S FIELD SHEET

AUTHORITY

Stats. No. C 005486

NEW PLYMOUTH CITY COUNCIL

No. bp 26646

File No. 4/38/85

Inspector: M

Receipt No. 4108

Date Permit Issued 3/5/85

OWNER

Name E.J. & M. JENNINGS

Mailing Address 29 TURAKINA ST

NEW PLYMOUTH

39831 Pcw 86/99 Ex 888 WK

BUILDER

Name As Owner

Mailing Address 598/39

PROPERTY ON WHICH BUILDING IS TO BE ERECTED/~~DEMOLISHED~~

SITE

Street No. 29

Street Name TURAKINA

Town/District NEW PLYMOUTH

Riding

LEGAL DESCRIPTION

Valuation Roll No.

Lot 19 D.P. 7968

Section Block

Survey District

DESCRIPTION OF PROPOSED WORK AND MAIN PURPOSE OF USE

1 DWELLING - ENTRANCE - FOYER

FLOOR AREA

Whole Sq. Metres

DWELLING UNITS

Number Erected

ESTIMATED VALUES $

Building	
Plumbing	
Drainage	
TOTAL	100 00

NATURE OF PERMIT (TICK BOX)

- [ ] NEW BUILDING – exclude domestic garages and domestic outbuildings
- [ ] FOUNDATIONS ONLY
- [x] ALTERED, REPAIRED, EXTENDED – include conversions and resited buildings
- [ ] NEW CONSTRUCTION OTHER THAN BUILDINGS – include demolitions
- [ ] DOMESTIC GARAGES AND DOMESTIC OUTBUILDINGS

FEES APPLICABLE

Building Permit	$	Water Connection	$
Street Damage Deposit	$	Vehicle Crossing Levy	$
Building Research Levy	$	M.S. Plumbing	$
Plumbing	$		$
Drainage	$		$
Sewer Connection	$	TOTAL:	$

Receipt No.

Date of Payment 3/5/85

Authorised Officer

Special Conditions:

Date Inspected	REMARKS (e.g. stage reached with work)
19/6/85	Not Started
2.9.87	COMPLETED.

(CONTINUED OVER)

Document Set ID: 1036112
Version: 1, Version Date: 22/09/2010

Date Inspected	
21/7/85.	FRAMING 100% WEATHER BOARD 95% ROOF & AROUND WINDOWS. INSULATION INSTALLED CEILING WALLS DRYWALLED.
15-11-85	finished OK. hole in ceiling entrance But completed ?

COMPLETED (Signature) R Pollard Date 15 / 11 / 85.

BC/MP/01A

Document Set ID: 1036112
Version: 1, Version Date: 22/09/2010

5981/39

D. P. 7968

16

17

18

19

20

25

24

26

E.R. Street

E D & J M Jennings Ltd

Document Set ID: 1036112
Version: 1, Version Date: 22/09/2010

NEW PLYMOUTH CITY COUNCIL

CITY ENGINEER'S DEPARTMENT

ASSESSED REQUIREMENTS

File No. 4 38

Project: ENTRANCE & FOYER — Check Sheet No. 26644

Owner: ED & J M JENNINGS — Sewer Sheet No. 124 C — Plotted: ✓

Address: 39 TURAKINA ST — Zone: R20 R1

Lot No. 19 D.P. 7962 — Sec. No. — Area of Site:

598/39

TOWN PLANNING

Designations

Area of Buildings

Coverage

Maximum Height

Front Yard

Relat. of Bldg. Size: (1) Rear Yard

(2) Side Yard

Open Space

Grassed Areas

Trees

Building Lines & Street Widening 33 ft & Reg 15 ft

Parking

Access to Rear of Site

Accessory Buildings

Service Lanes & R.O.W.

Crossing Length

Gross Floor Area of Shops

Resid. Accom.

Levels of Site

Use of Yards

Loading

Screening

Amalgam. of Titles

Remarks:



Approved ____ Dw ____

Not Approved _____

Document Set ID: 1036112
Version: 1, Version Date: 22/09/2010

E : HEALTH & BY-LAWS

Areas _____

Light _____

Ventilation _____ 598/39

Remarks: _____

Approved 1004

Not Approved _____

F: DANGEROUS GOODS

Domestic or Commercial _____

Storage Capacity & Location _____

Licence Required _____ Yes/No _____

Approved _____

Not Approved _____

G : BUILDING

Remarks:

FEES:		
Bldg.	3000	17-00
Water Bldg.		
B.R.L.		
TOTAL		$17-00

Approved DAG 19/4/K

Building Inspector _____

Not Approved _____

Specification: _____

Structural Engineer _____

Approved _____

Not Approved _____

Fire Service _____ 29 4 84

Recommended _____

Not Recommended _____

PERMIT NO. 5436

Approved _____

APPROVING ENGINEER

Not Approved 30/4/85

Document Set ID: 1036112
Version: 1, Version Date: 22/09/2010

598/39

NEW PLYMOUTH CITY COUNCIL

FOR OFFICE USE:

File No. 8 19 Check Sheet No. 26994

Receipt No. 45094 Sewer Sheet No. 124 C

Date of Receipt 5.9.85 Zone Roo R1

TO THE CITY ENGINEER

Date 12-8-85

APPLICATION FOR BUILDING PERMIT

Lot No. 19

At (House No.) 39 Turakina St New Plymouth D.P. 7968

For erection of Spa Room. Sec. No.

OWNER Mr ED Jennings ADDRESS 39 Turakina St.

Proposed Use Spa pool.

Foundation Timber Piles Walls Plywood Roof Novalite.

AREA of Site 921 m^2

AREA of existing buildings M^2

AREA of existing accessory buildings M^2

AREA of Building in application 10-8 M^2

Builder As above Address As above

Designer As above Address As above

Structural Eng. ——— Address ———

Building Projects Authority Required Yes / No Supplied Yes / No

Total Value of Building $ 1500-00

Sanitary Plumbing and Drainage (Labour only) $

Value of Building for Permit $ 1500-00

Water for Building

Building Research Levy on $

Hoardings Mths @

FOR OFFICE USE	
Corrected Value Fees	
TOTAL FEES BUILDING	

Starting Date Finishing Date

NAME AND ADDRESS OF APPLICANT Mr ED & Mrs JM Jennings

39 Turakina St New Plymouth Phone 89831 N.P.

Signature of Applicant E D Jennings

Signature of Owner E D Jennings

Document Set ID: 1036112
Version: 1, Version Date: 22/09/2010

NEW PLYMOUTH CITY COUNCIL – CITY ENGINEER'S DEPARTMENT

598/39

APPLICATION FOR SERVICES, PLUMBING & DRAINAGE

Phone No. 89831

To the City Engineer

I wish to apply for permission to carry out the work described in the plans and specifications deposited herewith at:–

House No. 39 Street Turakina St. Lot No. 19 D.P. 7968

OWNER Mr & Mrs E.D. Jennings Area of Site

ADDRESS 39 Turakina St N.P. Signature of Applicant E D Jennings

Proposed Use Spa Pool. Signature of Owner E D Jennings

VEHICULAR CROSSING

Proposed .....M

When required.....

Position .....

L/Boundary to C/ Line

WATER CONNECTION

Size of Existing Connection .....

Size of Requested Connection .....

Distance from L/Boundary .....

No. Units served .....

SEWER CONNECTION & (STORMWATER)

Size of Existing Connection .....

Size of Requested Connection .....

Distance from L/Boundary .....

Common Drain .....

Stormwater Disposal (specify) .....

Floor level of the lowest sanitary fittings is .....6.....metres *~~below~~/above the ground level of the point where the sewer connection is required.

*Strike out whichever is inapplicable.

Depth of sewer req'd .....

Yes / No

PLUMBING AND DRAINAGE

Name of Registered Plumber / Drainlayer ..... Wetton & Staddon

Value of Proposed Work, Labour Only

Plumbing $160-00

Drainage .....

Water Supply Materials ..... P.V.C. Copper Galvanised Iron

Drainage

Size of Existing Drainage .....

Size of Proposed Drainage .....

Other Works Proposed .....

Stormwater Disposal (specify) .....

FOR OFFICE USE

File No. 8 19 Rec. No. 45094 Res R1

Check Sht. No. 26994

FEES Sewer .....

Water .....

P & D .....

Veh. Crg .....

Date .....

Zone .....

Sewer Sht. No. 124C

Document Set ID: 1036112
Version: 1, Version Date: 22/09/2010

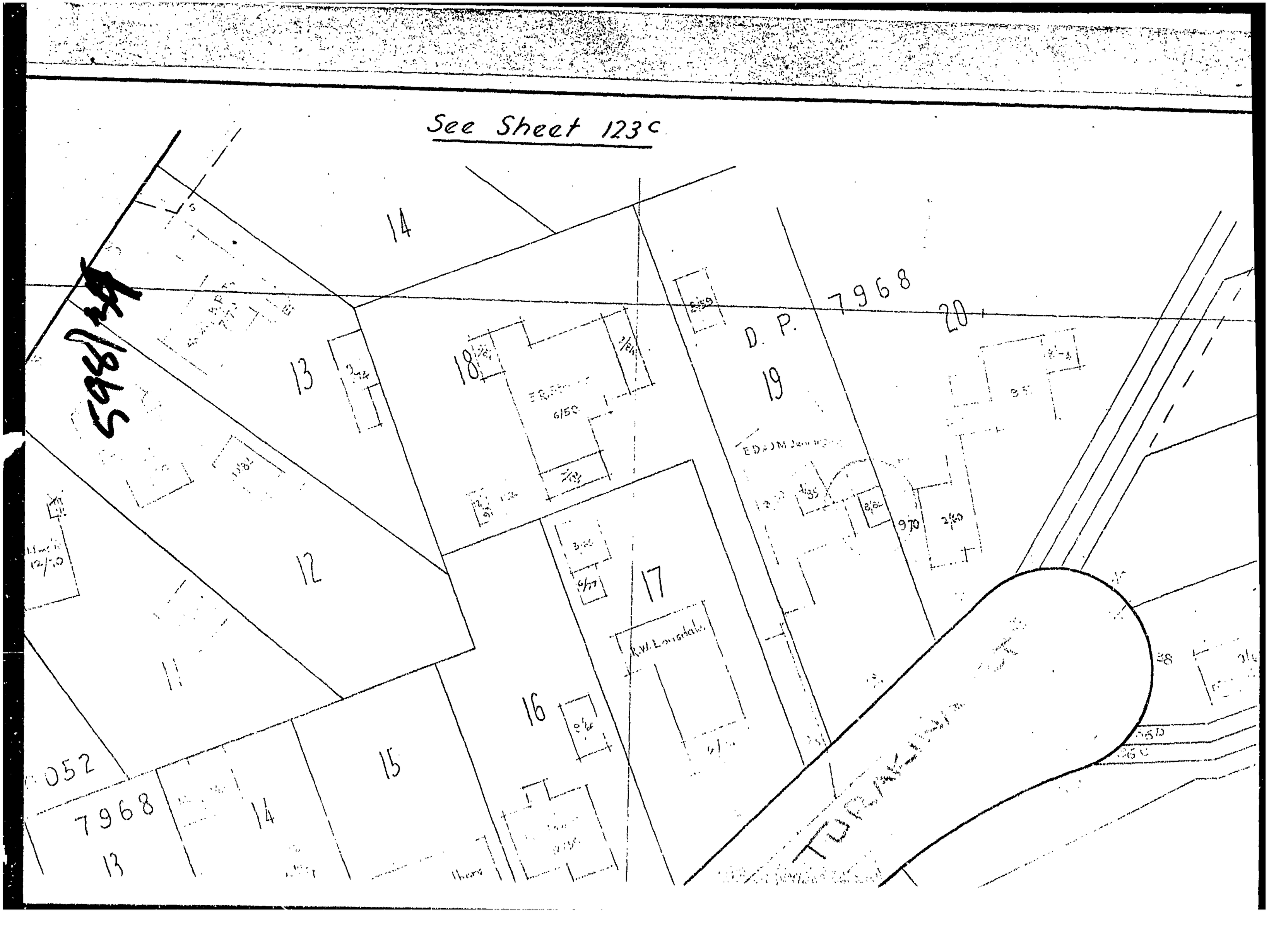
See Sheet 123c
14
13
12
11
18
17
16
15
14
13
19
20
D. P. 7968
7968
052
R.W. Lonsdale
TURAKINA
6/50
9/70
2/60

598/39 Adams
A147:JLB

15 August 1985

Mr S D Jennings
39 Turakina Street
NEW PLYMOUTH

Dear Sir

Your application dated 2 August for permission to erect a spa room at 39 Turakina Street being Lot 19 DP 7968, has been examined and in accordance with the provisions of Clause 2.9.1 of Chapter 2, NZSS 1900, I have to advise that because insufficient information has been supplied relative to Acts, Regulations and By-laws administered by Council, the issue of the required permit is withheld until the following information has been supplied by way of amendment or addition to the plans and specifications deposited.

As soon as the requirements scheduled below have been satisfactorily attended to and providing there are no other problems arising from the vetting of the plans and specifications the permit will be issued within six(6) days as stipulated in the Bylaws and subject to the required fees having been paid.

BUILDING

The consent of the adjoining owner is required to allow the building to be attached to the blockwall.

Council Officers will be pleased to assist at your earliest convenience.

Yours faithfully

D.L. Adams
CHIEF BUILDING INSPECTOR

Document Set ID: 1036112
Version: 1, Version Date: 22/09/2010

Ian Williams
RAO:CLB

548/39

7 August 1985

Mr & Mrs Jennings
39 Turakina Street
NEW PLYMOUTH

Dear Sir/Madam

Your application dated 2 August 1985 for permission to erect a spa room at 39 Turakina Street being Lot 19 DP 7965, has been examined and in accordance with the provisions of Clause 2.9.1 of Charter 2, NZSS 1960, I have to advise that because insufficient information has been supplied relative to Acts, Regulations and By-laws administered by Council, the issue of the required permit is withheld until the following information has been supplied by way of amendment or addition to the plans and specifications deposited.

As soon as the requirements scheduled below have been satisfactorily attended to and providing there are no other problems arising from the vetting of the plans and specifications the permit will be issued within six(6) days as stipulated in the Bylaws and subject to the required fees having been paid.

TOWN PLANNING

The site plan is to be amended to provide a measurement from the front boundary to the spa room in order that the proposal can be correctly plotted on the records. The distance between the spa room and dwelling is to be provided. Please Note a minimum width of 1.4m is required for fire fighting purposes.

Council officers will be pleased to assist at your earliest convenience.

Yours faithfully

I.H. Dudding
TOWN PLANNING OFFICER

Document Set ID: 1036112
Version: 1, Version Date: 22/09/2010

AMENDMENT

inc

The New Zealand Society for the Intellectually Handicapped (Inc.)

Taranaki Branch
38 Davies Road,
P.O. Box 445,
New Plymouth,
New Zealand.

Phone 34-189.

8-19

598/39

26 August 1985

Mr. E. Jennings
39 Turakina St.,
New Plymouth.

Dear Mr. Jennings,

My branch gives you approval to build on to our concrete wall adjoining your property in Turakina Street.

Yours faithfully

E.C. Pryme
Branch Administrator.

...S AND SPECIFICATIONS APPROVED FOR TYPE, USE, SITING, COVER... ...N OF CONSTRUCTION, AS IN ACCORDANCE WITH ALL RELEVANT ACTS ...GULATIONS AND BY-LAWS ADMINISTERED BY THE NEW PLYMOUTH CITY COUNCIL

	DATE
...WN PLANNING	
...LIC HEALTH	
...LDING	
...INEER	

...ESE PLANS AND SPECIFICATIONS ARE THE PROPER... ...THE NEW PLYMOUTH CITY COUNCIL AND ... ...T ON SITE.

Document Set ID: 1036112
Version: 1, Version Date: 22/09/2010

BUILDING INSPECTOR'S FIELD SHEET

AUTHORITY

NEW PLYMOUTH CITY COUNCIL

Stats. No. C 005844

No. BP 26994

File No. 8/19/85

Inspector: M. ACCT4

Receipt No. ACCT4

Date Permit Issued 5.9.85

OWNER

Name: ED JENNINGS

Mailing Address: 39 TUKAKINA ST NEW PLYMOUTH 89831

BUILDER

Name: H.E. OLDIGER

Mailing Address: 598/39

PROPERTY ON WHICH BUILDING IS TO BE ERECTED/~~DEMOLISHED~~

SITE

Street No.: HE ABODE

Street Name: 39 TUKAKINA ST.

Town/District:

Riding:

LEGAL DESCRIPTION

Valuation Roll No.:

Lot: 17 D.P.: 7768

Section: Block:

Survey District:

DESCRIPTION OF PROPOSED WORK AND MAIN PURPOSE OF USE

PA INFILL — LOUNGE

FLOOR AREA

Whole Sq. Metres: 10

DWELLING UNITS

Number Erected:

ESTIMATED VALUES $

Building	
Plumbing	
Drainage	
TOTAL	1516.00

NATURE OF PERMIT (TICK BOX)

- ☐ NEW BUILDING – exclude domestic garages and domestic outbuildings
- ☐ FOUNDATIONS ONLY
- ☑ ALTERED, REPAIRED, EXTENDED – include conversions and resited buildings
- ☐ NEW CONSTRUCTION OTHER THAN BUILDINGS – include demolitions
- ☐ DOMESTIC GARAGES AND DOMESTIC OUTBUILDINGS

FEES APPLICABLE

Building Permit	$	Water Connection	$
Street Damage Deposit	$	Vehicle Crossing Levy	$
Building Research Levy	$	M.S. Plumbing	$
Plumbing	$		$
Drainage	$		$
Sewer Connection	$	TOTAL:	$

Receipt No.:

Date of Payment: 5/9/85

Authorised Officer:

Special Conditions:

Date Inspected	REMARKS (e.g. stage reached with work)
17.9.85:	PILES OK. X ROUND TEST OK.
15-11-85	finished OK

(CONTINUED OVER)

Document Set ID: 1036112
Version: 1, Version Date: 22/09/2010

Date Inspected	
15-11-85	Inspected ok

COMPLETED (Signature) _____ Date 15/11/85

BC/MP/01A

Document Set ID: 1036112
Version: 1, Version Date: 22/09/2010

NEW PLYMOUTH CITY COUNCIL

CITY ENGINEER'S DEPARTMENT — ASSESSED REQUIREMENTS

File No. 8 19

Project: Spa Room — Check Sheet No. 26994 ~~27~~

Owner: E. D. Jennings — Sewer Sheet No. 124 C — Plotted: 27

Address: 39 Tuaki Ngā St — Zone: Res R1

Lot No. 19 D.P. 7968 — Sec. No. — Area of Site:

VETTING TO BE COMPLETED BY 12/6

598 | 39

TOWN PLANNING

Designations

Area of Buildings

Coverage

Maximum Height

Front Yard

Relat. of Bldg. Size: (1) Rear Yard

(2) Side Yard

Open Space

Grassed Areas

Trees

Building Lines & Street Widening — 6.350 from ℄ of Street

Parking

Access to Rear of Site

Accessory Buildings

Service Lanes & R.O.W.

Crossing Length

Gross Floor Area of Shops

Resid. Accom.

Levels of Site

Use of Yards

Loading

Screening

Amalgam. of Titles

SEE SECTION CARD

TOWN PLANNING	
BUILDING	
DRAINAGE	
WATER	

Remarks:

We will have to be careful to provide the Loos boundary & the spa room under roof. Any proposal could possibly be modified to suit. The distance to the boundary will be ~~the~~ WRAL. of the fire light to improve.

CIRCULATE PLEASE!

Approved RW

Not Approved

12/12/18

E : HEALTH & BY-LAWS

Areas _____

Light _____ 598/39

Ventilation _____

Remarks: _____

Approved _____

Not Approved _____

F: DANGEROUS GOODS

Domestic or Commercial _____

Storage Capacity & Location _____

Licence Required _____ Yes/No _____

Approved _____

Not Approved _____

G : BUILDING

Remarks: (Site visit) Many check the blockwall and on which property the wall is on. Neville

to consent of the adjoining owner is required to allow the building to be attached to the blockwall

FEES:		
Bldg.	1500	17-00
Water Bldg.		
B.R.L.		
TOTAL		$17-00.

Building Inspector _____

Approved 29/8/85.

Not Approved _____

Specification: _____

Structural Engineer _____

VETTING TO BE COMPLETED BY 30 8 85

Approved _____

Not Approved _____

Fire Service _____

Recommended _____

Not Recommended _____

PERMIT NO. 5844

APPROVING ENGINEER

Approved _____

Not Approved 30/8/85

Document Set ID: 1036112
Version: 1, Version Date: 22/09/2010

NEW PLYMOUTH CITY COUNCIL 598/39

FOR OFFICE USE: File No. 4 38 Check Sheet No. 26646

Receipt No. 41308 Sewer Sheet No. 124C

Date of Receipt 3-5-85 Zone Roo R1

TO THE CITY ENGINEER 16 APR 1985 Date 16-4-85

APPLICATION FOR BUILDING PERMIT Lot No. 19

At (House No.) 39 Turakina St. D.P. 7968

For erection of Entrance & Foyer Sec. No.

OWNER E D & J M Jennings ADDRESS 39 Turakina St

Proposed Use

Foundation Concrete Walls W/Board Roof Galv iron.

AREA of Site 921 m^2

AREA of existing buildings 1 M^2

AREA of existing accessory buildings M^2

AREA of Building in application 18 M^2

Builder Self. Address

Designer Address

Structural Eng Address

Building Projects Authority Required Yes / No Supplied Yes / No

Total Value of Building $ 2000-00

Sanitary Plumbing and Drainage (Labour only) $ —

Value of Building for Permit $

Water for Building $

Building [illegible] Levy on $

Hoardings Mths @

FOR OFFICE USE	
Corrected Value Fees	
TOTAL FEES BUILDING	

Starting Date Finishing Date 10/4.

NAME AND ADDRESS OF APPLICANT E D Jennings 86199 Ex 888

39 Turakina St. N.P. Phone 89831

Signature of Applicant E D Jennings

Document Set ID: 1036112
Version: 1, Version Date: 22/09/2010

16mm 35mm

BUILDING FILE

Code No. 598 / 39

Subject ADDN DWG

Permit No R5585

Date 19-4-90

No. Sheets 8

Document Set ID: 1036112
Version: 1, Version Date: 22/09/2010

598/39

NEW PLYMOUTH DISTRICT COUNCIL

PLAN[redacted]EGULATORY DEPARTMENT

File No 3 155

Project: ADD DWG

Owner: ED + JM JENNINGS

Address: 39 TURAKINA ST

Lot No. 19 D.P. 7968

Check Sheet No. OCA 92

Sewer Sheet No. 124C Plotted: N

Sec.

Permit No 31201

TOWN PLANNING

VETTING TO BE COMPLETED BY 6/9

Zone ResIRI

Designations

Area of Buildings

Coverage

Maximum Height

Front Yard

Relat. of Bldg. Size: (1) Rear Yard

(2) Side Yard

SEE SECTION CARD	
PLANNING	
BUILDING	
DRAINAGE	
WATER	

Open Space

Grassed Areas ☐ Trees

Parking

Building Lines & Street Widening BLR - 33' from ℄ of street.

Screening

Access to Rear of Site

Accessory Buildings

Loading

Service Lanes & R.O.W.

Crossing Length

Flooding ☐ Filling

Town Planning Approvals

Remarks:

Approved

Not Approved

DEVELOPMENTS

Value of Building	$	
Value of Land	$	
Reser e Contribution Assessed		$
	GST	$
	Total to be paid	$

Letters Sents

Document Set ID: 1036112
Version: 1, Version Date: 22/09/2010

HEALTH & BY-LAWS

Remarks:

Approved ..... d
Not Approved .....

DANGEROUS GOODS

Domestic or Commercial .....
Storage Capacity & Location .....
Licence Required ..... Yes/No .....

Approved .....
Not Approved .....

PLUMBING AND DRAINAGE

Remarks:

Approved Grad.
Not Approved ..... FEE $:

Document Set ID: 1036112
Version: 1, Version Date: 22/09/2010

BUILDING 598/39

Remarks:

	VALUE	FEE
Bldg	5000	44 00
Eng Calcs		
BRL		
		1
TOTAL		44 00

Approved [signature] 2/4/00

Not Approved .....

.....

Document Set ID: 1036112
Version: 1, Version Date: 22/09/2010

SERVICES

SEWER CONNECTION

Existing Service .....
Required Service .....
Location .....
Depth .....
Special Requirement .....
Common Drain .....

Fee $ .....

STORMWATER CONNECTION

.....
.....
.....
.....
.....
.....

FEE | **$** :

Approved Nfernandes
Not Approved .....

WATER CONNECTION

Existing Service .....
Distance from L/Boundary .....
Distance: Main to Boundary .....
Boundary to Load .....
Required Service .....
Meter .....

Height above Datum .....

FEE | **$** :

Approved Nfernandes
Not Approved .....

VEHICULAR CROSSINGS

Type of Footpath .....
Kerb & Channel .....
Existing Crossing .....
New Crossing .....
Strengthen Path Sq.Yds. .....

Condition .....
Inst. No .....
Position Lilf 5-4-90
Level at Boundary .....

STREET WORKS FEE | **$** :

DEPOSIT DAMAGE FEE | **$** :

Structural Engineer .....

VETTING TO BE COMPLETED BY
9.4.90

Approved .....
Not Approved .....

APPROVING OFFICER

Approved Quilhegne
Not Approved 9/4/90

Document Set ID: 1036112
Version: 1, Version Date: 22/09/2010

598/39

Fees/Charges Coding

3 135 **Ex Building Permit Etc**

FILE NO:

RECEIPT NO: 5585

CHECK SHEET NO: 00492

DATE: 19.4.90

Item	Ugen Code	Amount Excl GST	Amount Incl GST
Building Permit Fee	01 N3 000 CR3	46-00	49.50
Drainage & Plumbing Fee	01 N3 000 ER3 116	/	
Engineers Reports	01 W1 000 AH4 042		
Sewer Connection	01 W4 000 ___ 040		
Stormwater Connection	01 W4 000 ___ 040		
Water Connection	01 W8 000 ___ 040		
Building Research Levy	01 X2 000 Z01 040		
New Vehicle Crossing	01 W6 000 GR1 041	/	
Repair Vehicle Crossing	01 W6 000 GR1 044	/	
Streetworks Deposit	01 X1 000 D02 043	/	
Hoardings	01 N3 000 CR3 043		
Reserve Contribution	01 S4 000 ___ 040		

Paid by .....

Document Set ID: 1036112
Version: 1, Version Date: 22/09/2010

BUILDING INSPECTOR'S
FIELD SHEET

AUTHORITY 598/39 Stats. No. G 031201

NEW PLYMOUTH DISTRICT COUNCIL No. bp 00492

Inspector: M

File No. 3/155/90

Receipt No. 1585

Date Permit Issued 19, 4, 90

OWNER

Name [illegible]

Mailing Address [illegible]

New Plymouth

[illegible]

BUILDER

Name [illegible]

Mailing Address

PROPERTY ON WHICH BUILDING IS TO BE ERECTED/DEMOLISHED

SITE

Street No. As Owner

Street Name

Town/District

Riding

LEGAL DESCRIPTION

Valuation Roll No.

Lot 17 D.P. 7962

Section Block

Survey District

DESCRIPTION OF PROPOSED WORK AND MAIN PURPOSE OF USE

Addn - Dwelling

FLOOR AREA

Whole Sq. Metres 17

DWELLING UNITS

Number Erected

ESTIMATED VALUES $

Building	5000
Plumbing	
Drainage	
G.S.T.	
TOTAL	5000

NATURE OF PERMIT (TICK BOX)

- ☐ NEW BUILDING – exclude domestic garages and domestic outbuildings
- ☐ FOUNDATIONS ONLY
- ☑ ALTERED, REPAIRED, EXTENDED, CONVERTED, RESITED – include installation of heating appliances
- ☐ NEW CONSTRUCTION OTHER THAN BUILDINGS – include demolitions
- ☐ DOMESTIC GARAGES AND DOMESTIC OUTBUILDINGS

FEES APPLICABLE

Building Permit	$	Water Connection	$
Street Damage Deposit	$		$
Building Research Levy	$		$
Plumbing	$		$
Drainage	$		$
Sewer Connection	$		$
Vehicle Crossing Levy	$		$
M.S. Plumbing	$	G.S.T.	$
		TOTAL:	$

Receipt No.

Date of Payment 19/4/90

Authorised Officer [signature]

Special Conditions:

2/5/90 NOT STARTED

11/5/90 Piles Holes Dug 9000 Size ok to pour.

6/7/90 Plumb: Loos Tray: Ceiling Battens installed
Bracing ok Batts in walls

Date Inspected	REMARKS (e.g. stage reached with work)

(CONTINUED OVER)

Document Set ID: 1036112
Version: 1, Version Date: 22/09/2010

598/39

NEW PLYMOUTH DISTRICT COUNCIL

APPLICATION FOR BUILDING / PLUMBING & DRAINAGE PERMITS

I wish to apply for permission to carry out the work described in the plans and specifications deposited herewith at:

House No 39 Street/Road Tuvakina St N.P.

Legal Description LOT 19 DP 7968 SECTION .....

OWNER E.D. & J.M Jennings

ADDRESS 39 Tuvakina St N.P.

NAME OF APPLICANT E.D. & J.M Jennings Signature E.D Jennings

ADDRESS As above Phone No. 89831

.....

DESCRIPTION OF PROPOSED WORK:

New building	☐	Conversion	☐	Alteration	☐
Addition	☑	Demolition	☐	Hoardings	Mths
Sign	☐	Wood stove	☐	New floor area	17.82 m²

PROPOSED USE OF BUILDING Bedroom

NAME OF BUILDER E.D Jennings Phone No. 89831

ADDRESS As above

NAME OF Craftsman Plumber/Regst Drainlayer —

ADDRESS — Phone No. —

VALUES & FEES

TOTAL VALUE of Building (excluding GST) $ 5000-00 (A)
This is the value for Building Research Levy and must include the value of all labour and materials contributed by owner or others

BRL $ .....

Plumbing & Drainage (LABOUR ONLY) $ — (B) P&D FEE $ .....

Value of Building for Building Permit (Value of (A) less Value of (B)) $ 5000-00 Permit fee $ .....

Streetworks Damage Deposit (If applicable) $ .....

TOTAL FEES $ .....

GST $ .....

NOTE: Where values are considered to be too low they will be reassessed.
Charges for Water, Sewer and Stormwater Connections, Vehicle Crossings, Reserve Contributions and Industrial Streetworks Damage Deposits may be assessed and will be payable prior to the issue of the Permit.

FOR OFFICE USE:

30 MAR 1990

File No. 3 152 Check Sheet No. 80412

Receipt No. 55202 Sewer Sheet No. .....

Date of Receipt 9.4.90 Val Ref No. .....

Document Set ID: 1036112
Version: 1, Version Date: 22/09/2010

598/39

3 155
30 MAR 1990

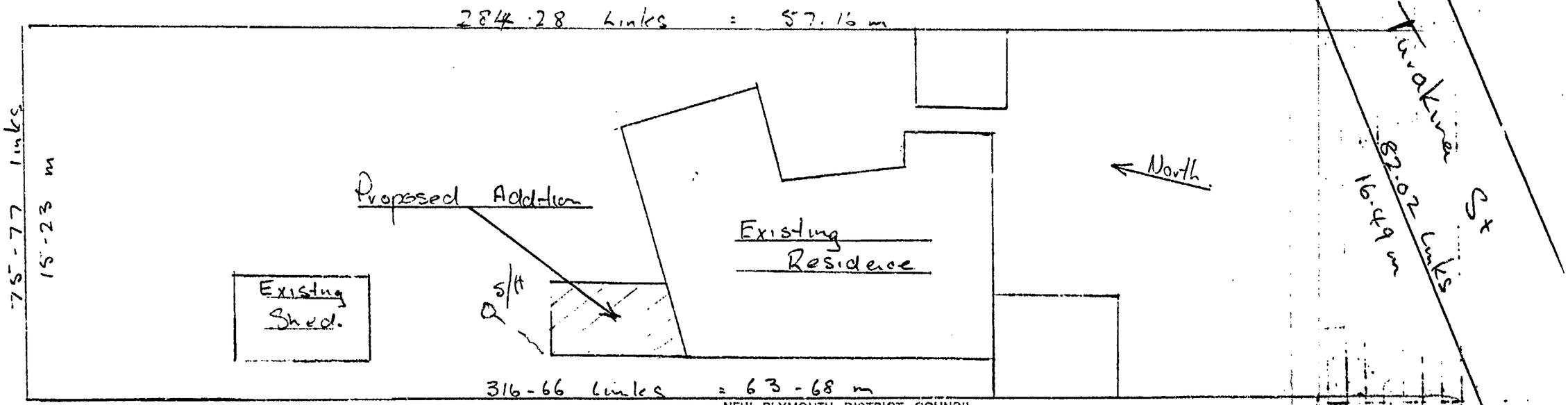

NEW PLYMOUTH DISTRICT COUNCIL

PLANS AND SPECIFICATIONS APPROVED FOR TYPE, USE, SITING, COVERAGE AND CONSTRUCTION, AS IN ACCORDANCE WITH ALL RELEVANT ACTS REGULATIONS AND BY-LAWS ADMINISTERED BY THE NEW PLYMOUTH DSTRICT COUNCIL.

Scale 1-20

Site Plan.

		DATE
PLANNING		2/4/90
PUBLIC HEALTH		6-4-90
BUILDING		2/4/90

Lot 19 D 5514 968 921 m²

THESE PLANS AND SPECIFICATIONS ARE THE PROPERTY OF THE NEW PLYMOUTH DISTRICT COUNCIL AND MUST BE KEPT ON SITE.

VETTING TO BE COMPLETED BY 6/9

Proposed addition for Mr & Mrs ED & J M Jennina

39 Turakina St New Plymouth. Drawn

598/39

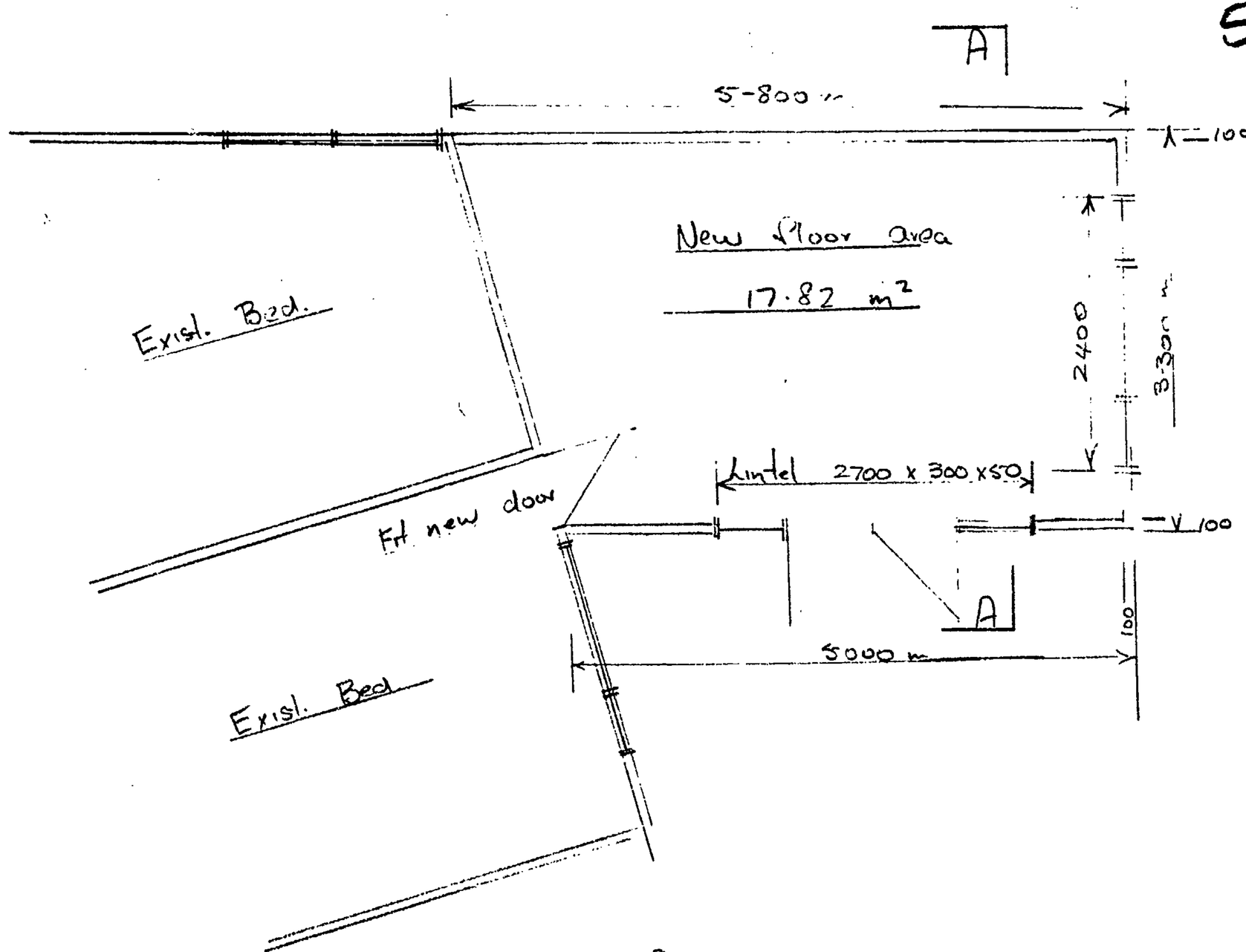

Proposed floor Plan

Scale 1-50

Document Set ID: 1036112
Version: 1, Version Date: 22/09/2010

598/39

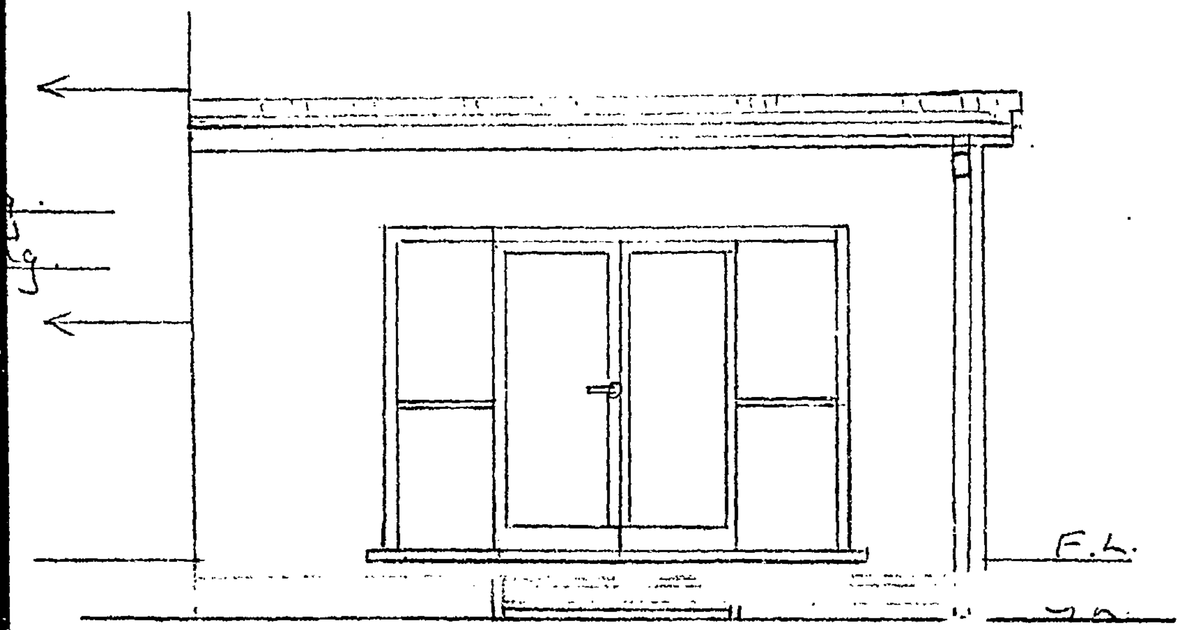

East elevation 1-50

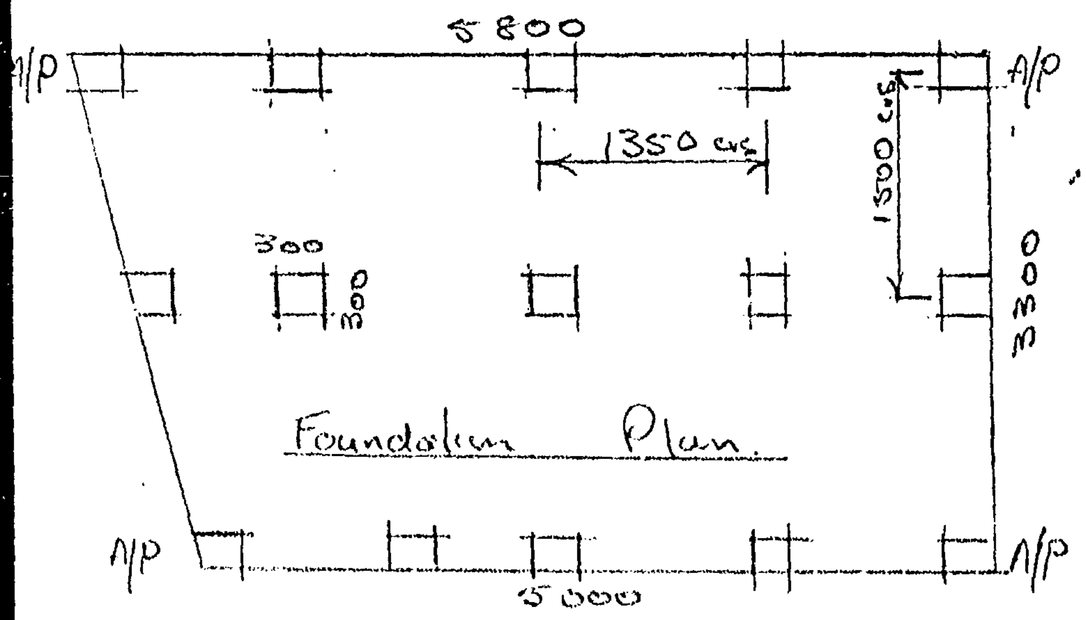

Foundation Plan.

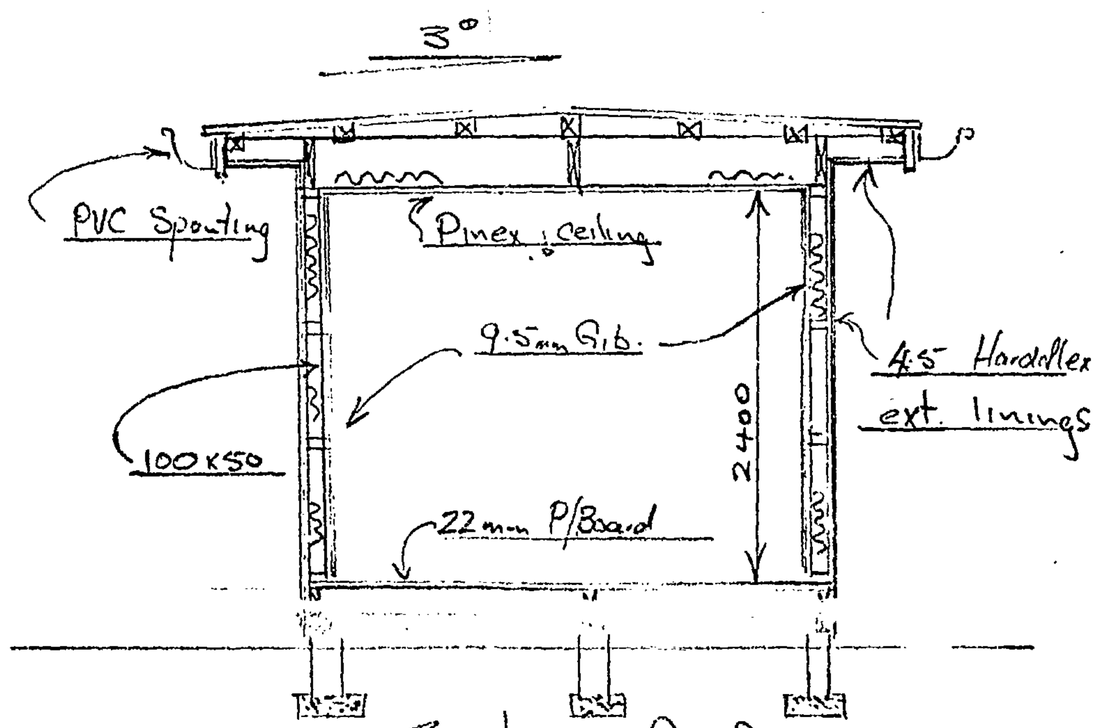

Section A-A

Galv trimdek roofing on 75x50 Purlins on 250 x 50 Rafters at 900 cvs.

Batts R1.6 to walls & ceiling. Insulating foil under floor.

Building paper under all ext. walls & roof.

150 x 50 floor Joists at 600 cvs on 100 x 75 sleepers on 125 x 125 Tanapiles Anchor piles at (4) all corners.

E D Jennings

Document Set ID: 1036112
Version: 1, Version Date: 22/09/2010

598/39

Lot 19 DP 7968
Area 36·42 perches = 921 m²

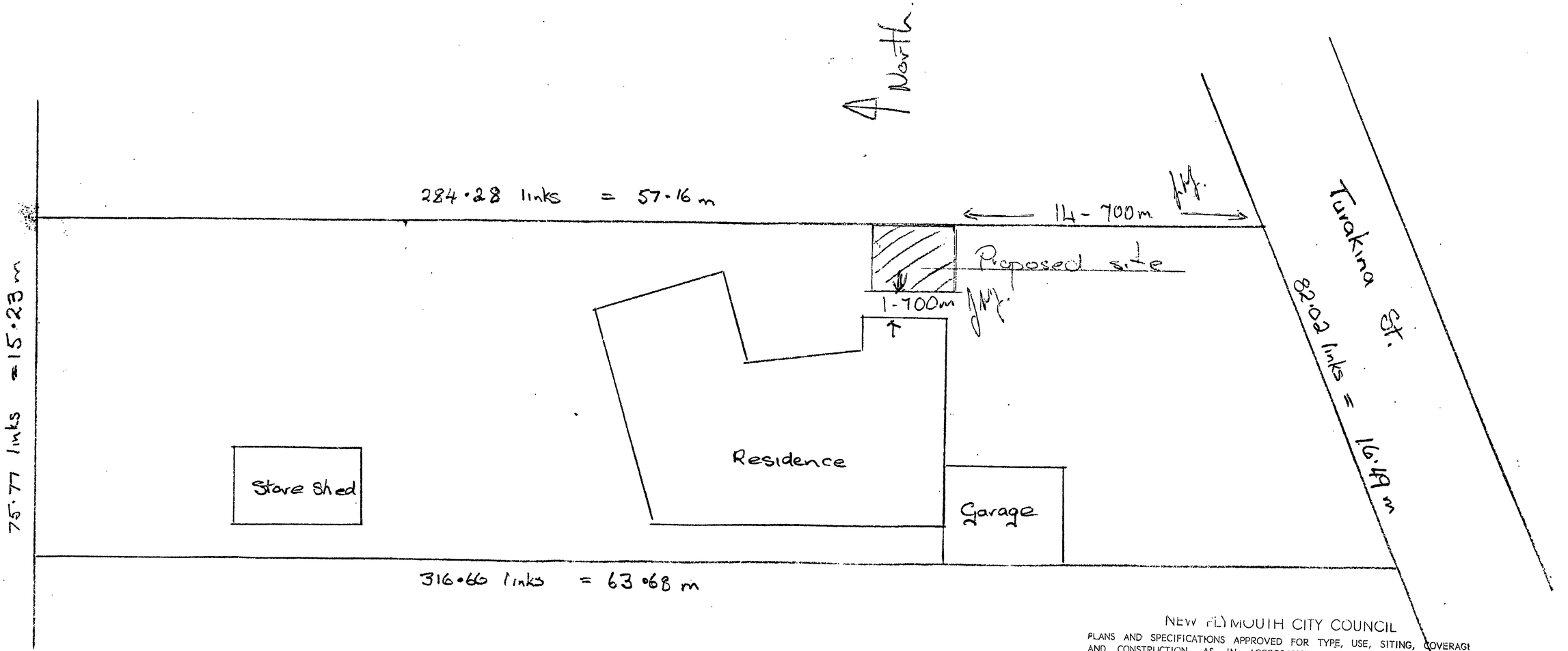

NEW PLYMOUTH CITY COUNCIL
PLANS AND SPECIFICATIONS APPROVED FOR TYPE, USE, SITING, COVERAGE AND CONSTRUCTION, AS IN ACCORDANCE WITH ALL RELEVANT ACTS REGULATIONS AND BY-LAWS ADMINISTERED BY THE NEW PLYMOUTH CITY COUNCIL.

Scale 1-200

		DATE
TOWN PLANNING	[signature]	29/5/85
PUBLIC HEALTH	[signature]	15/5/85
BUILDING	[signature]	29/5/85
ENGINEER		

THESE PLANS AND SPECIFICATIONS ARE THE PROPERTY OF THE NEW PLYMOUTH CITY COUNCIL AND MUST BE KEPT ON SITE

Proposed site of Spa Room PW
Mr & Mrs E.D. Jennings 39 Turakina St

	SCALE: 1-200	DRAWN: [signature]	
	DATE: 22-7-85	APPROVED:	

598/39

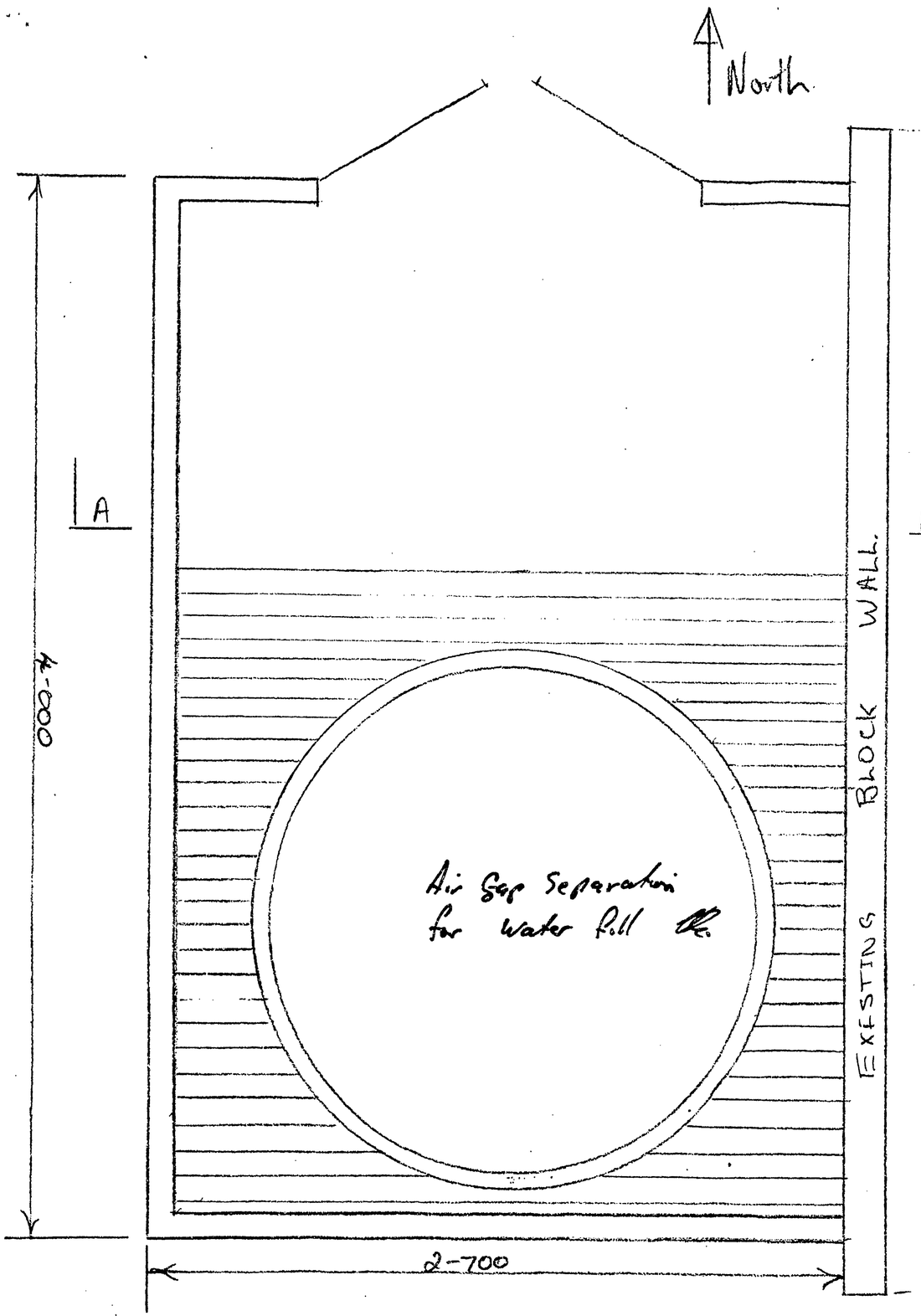

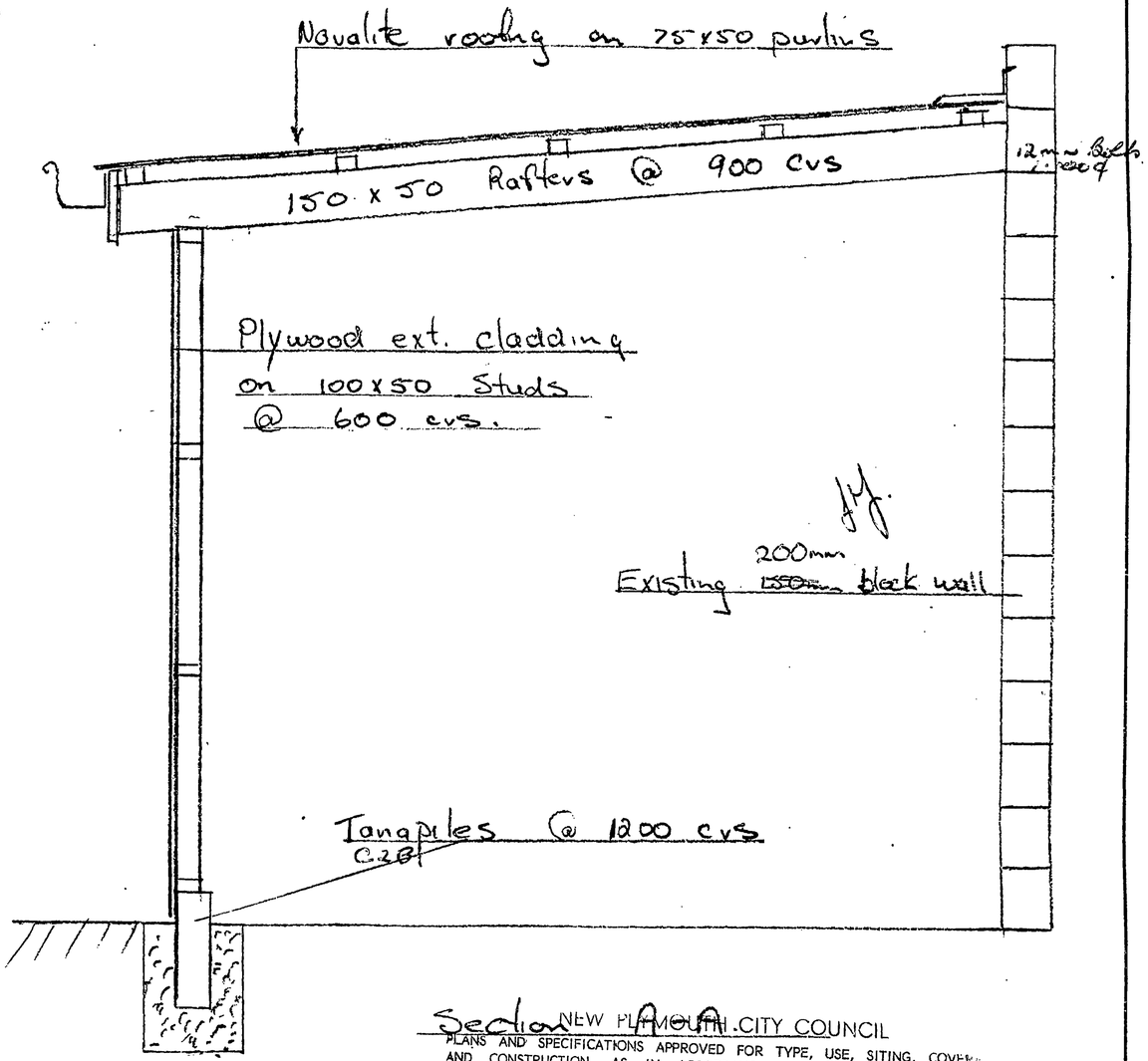

Section A-A

NEW PLYMOUTH CITY COUNCIL

PLANS AND SPECIFICATIONS APPROVED FOR TYPE, USE, SITING, COVER AND CONSTRUCTION, AS IN ACCORDANCE WITH ALL RELEVANT ACT REGULATIONS AND BY-LAWS ADMINISTERED BY THE NEW PLYMOUTH CIT COUNCIL.

	DATE
TOWN PLANNING	
PUBLIC HEALTH	
BUILDING	
ENGINEER	

THESE PLANS AND SPECIFICATIONS ARE THE PROPERTY OF THE NEW PLYMOUTH CITY COUNCIL AND MUST BE KEPT ON SITE.

Proposed Spa Room for Mr & Mrs ED Jennings

	SCALE: 1-20	DRAWN: E.D. Jennings	
	DATE: 30-7-85	APPROVED:	

16mm 35.

BUILDING FILE

Code No. 598 / 34

Subject Drg Addn Addn

No. Sheets 7

Permit No 257
26646
26994

Date 18.3.60
3.5.85
5.9.85

Document Set ID: 1036110
Version: 1, Version Date: 22/09/2010

598/59

NOTE: OVER HANG NOT TO BE OVER BOUNDARY.

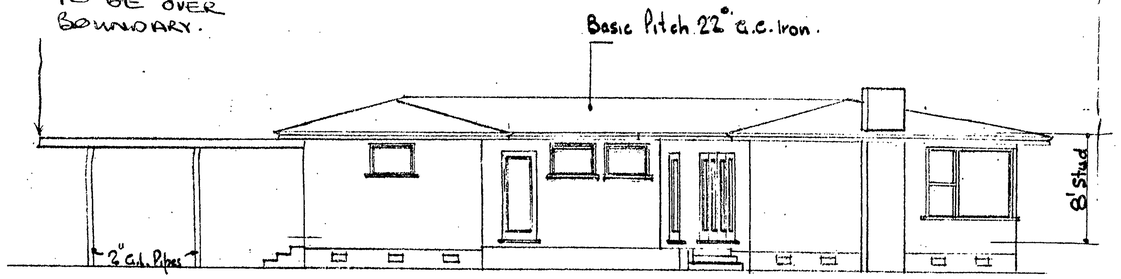

Elevation 1.

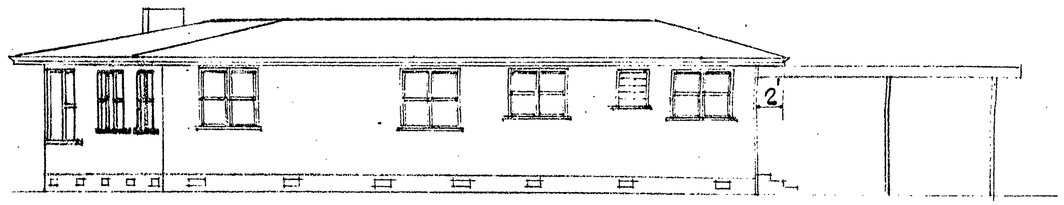

Elevation 3.

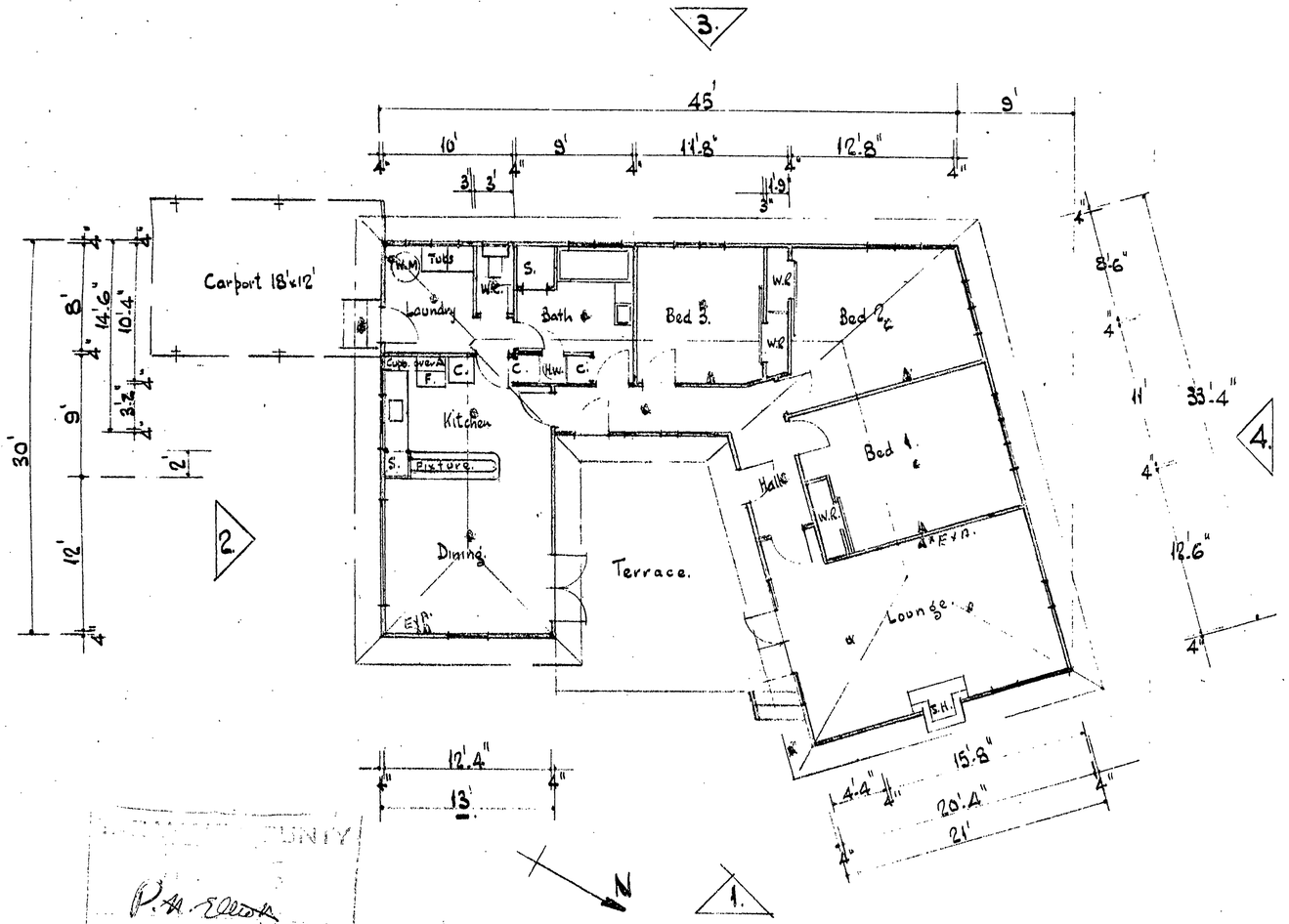

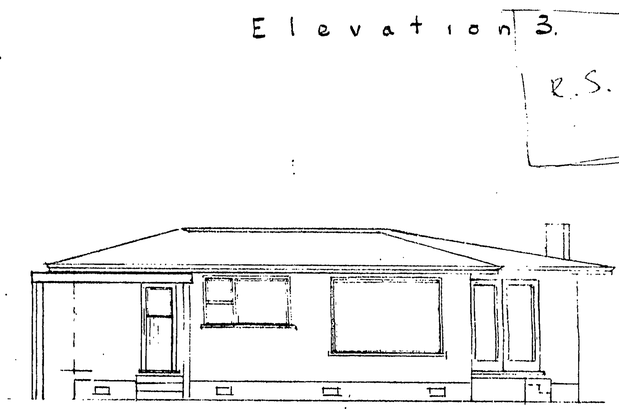

Elevation 2.

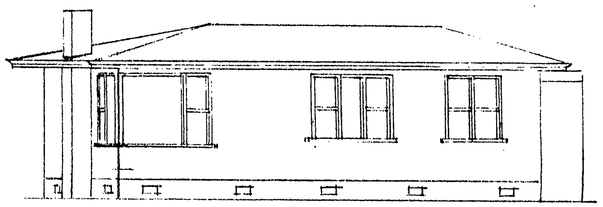

Elevation 4.





P.A. Eldon
18/3/60

PROPOSED RESIDENCE FOR MR. T. ARMSTRONG AT FITZROY _ N.P.

Scale:- 1/8" to 1'
Dec. '59

S. PETERSEN
BUILDER
ELTHAM.

598/39 4 38

16 APR 1985

Lot 19 D.P. 4968
Area 36.42 perches = 921 m²

NEW PLYMOUTH CITY COUNCIL

PLANS AND SPECIFICATIONS APPROVED FOR TYPE, USE, SITING, COVERAGE AND CONSTRUCTION, AS IN ACCORDANCE WITH ALL RELEVANT ACTS, REGULATIONS AND BY-LAWS ADMINISTERED BY THE NEW PLYMOUTH CITY COUNCIL.

		DATE
TOWN PLANNING		17/4/85
PUBLIC HEALTH		26/4/85
BUILDING		19/4/85
ENGINEER		

THESE PLANS AND SPECIFICATIONS ARE THE PROPERTY OF THE NEW PLYMOUTH CITY COUNCIL AND MUST BE KEPT ON SITE.

VETTING TO BE COMPLETED BY 25/4

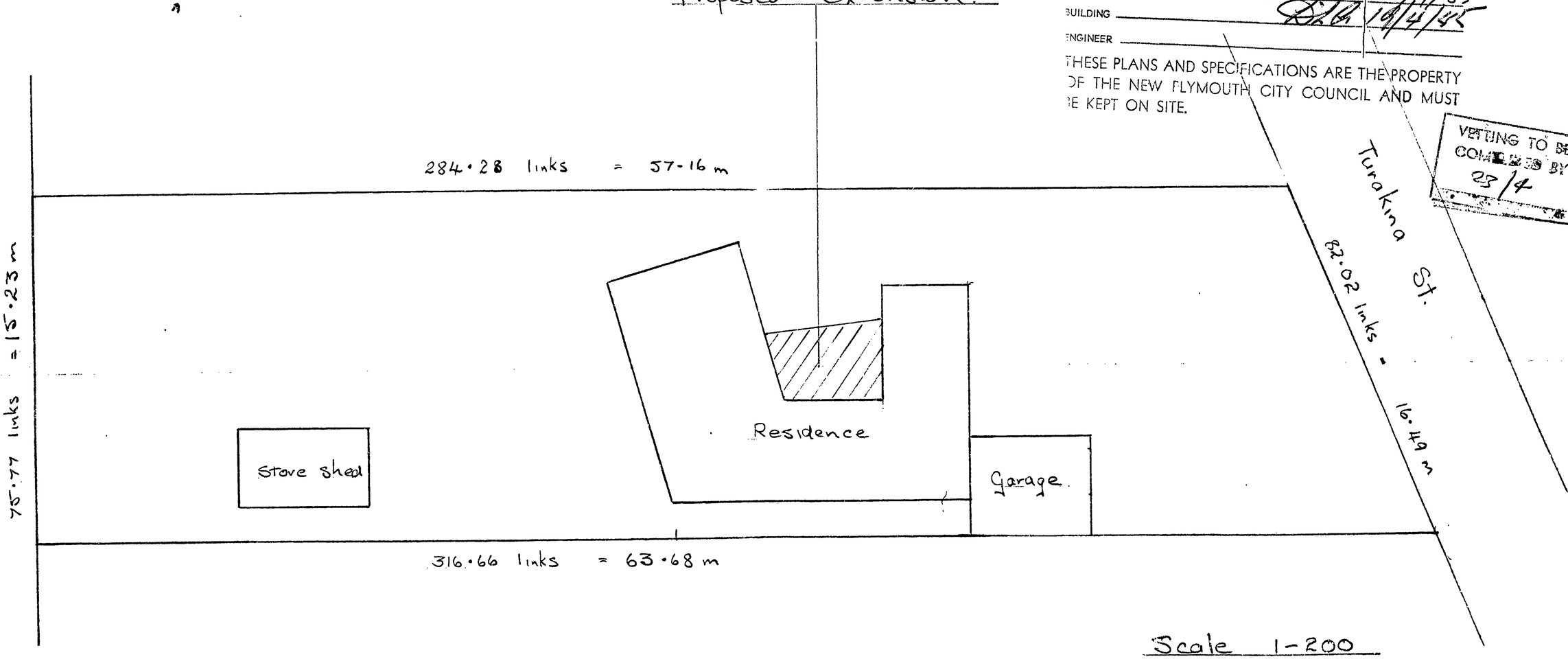

Scale 1-200

Site plan of Mr & Mrs ED & JM Jennings
property No 39 Turakina St New Plymouth.

Drawn E.D. Jennings
11-4-85

598/39

4 38

16 APR 1985

LOUNGE

Concrete deck.

5.4m

A

New 100mm wall.

Entry & foyer

17.8 m²

3.6 m

5 m

BED 1

A

Dining

Kitchen

HWC

BED 2

BED 3

Bathroom

WC

Laundry

Garage

up.

NEW PLYMOUTH CITY COUNCIL

PLANS AND SPECIFICATIONS APPROVED FOR TYPE, USE, SITING, COVERAGE AND CONSTRUCTION, AS IN ACCORDANCE WITH ALL RELEVANT ACTS, REGULATIONS AND BY-LAWS ADMINISTERED BY THE NEW PLYMOUTH CITY COUNCIL.

DATE

TOWN PLANNING

PUBLIC HEALTH

BUILDING

ENGINEER

THESE PLANS AND SPECIFICATIONS ARE THE PROPERTY OF THE NEW PLYMOUTH CITY COUNCIL AND MUST BE KEPT ON SITE.

Plan of proposed extension to property of Mr & Mr E D & J M Jennings.

Scale 1-50

Document Set ID: 1004110
Version: 1, Version Date: 22/06/2010

4 38

16 APR 1985

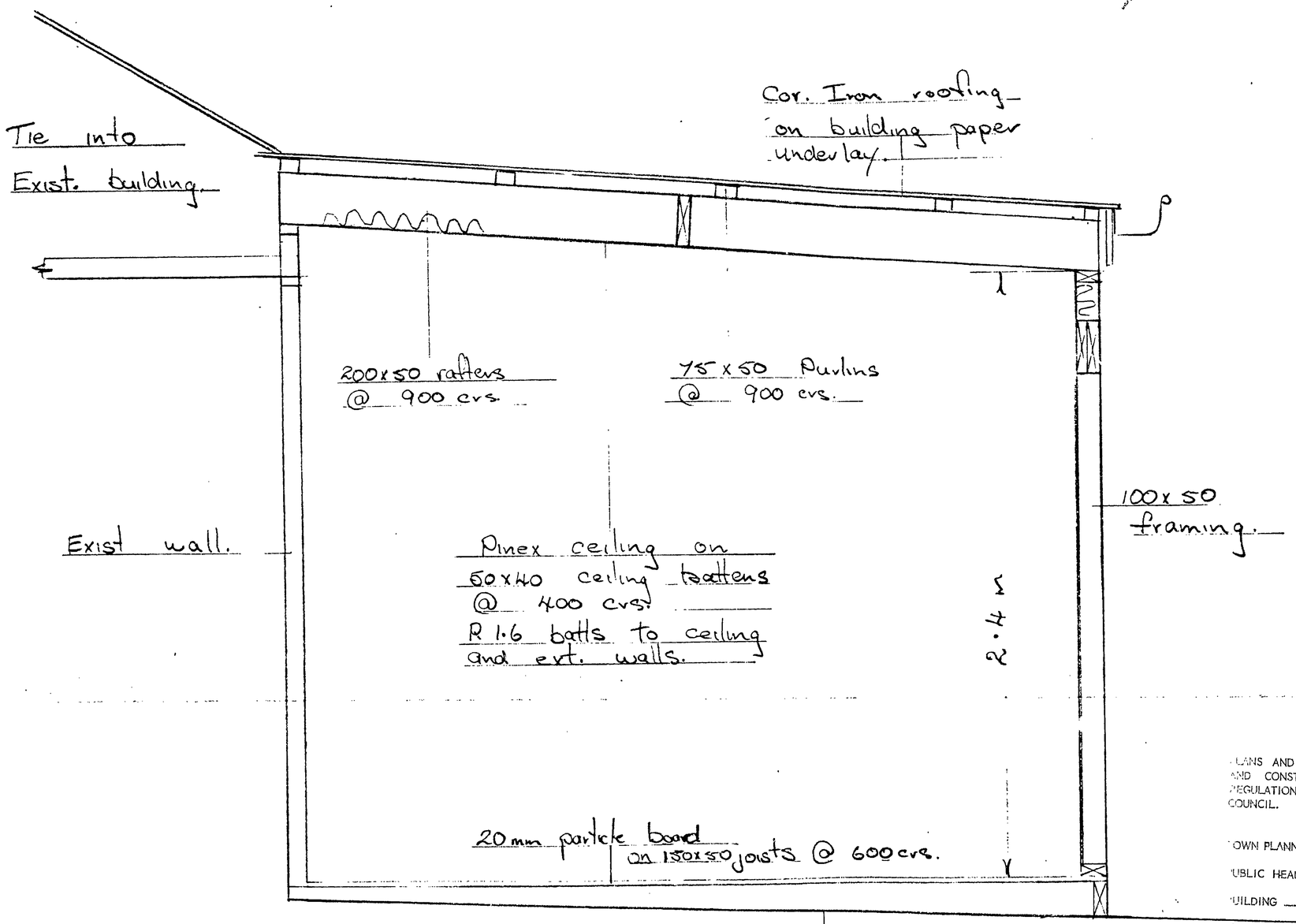

Section A-A scale 1-20

NEW PLYMOUTH CITY COUNCIL

PLANS AND SPECIFICATIONS APPROVED FOR TYPE, USE, SITING, COVERAGE AND CONSTRUCTION, AS IN ACCORDANCE WITH ALL RELEVANT ACTS REGULATIONS AND BY-LAWS ADMINISTERED BY THE NEW PLYMOUTH CITY COUNCIL.

	DATE
TOWN PLANNING	
PUBLIC HEALTH	
BUILDING	
ENGINEER	

THESE PLANS AND SPECIFICATIONS ARE THE PROPERTY OF THE NEW PLYMOUTH CITY COUNCIL AND MUST BE KEPT ON SITE.

Document Set ID: 1008103
Version: 1, Version Date: 22/06/2010

598/39

8 19

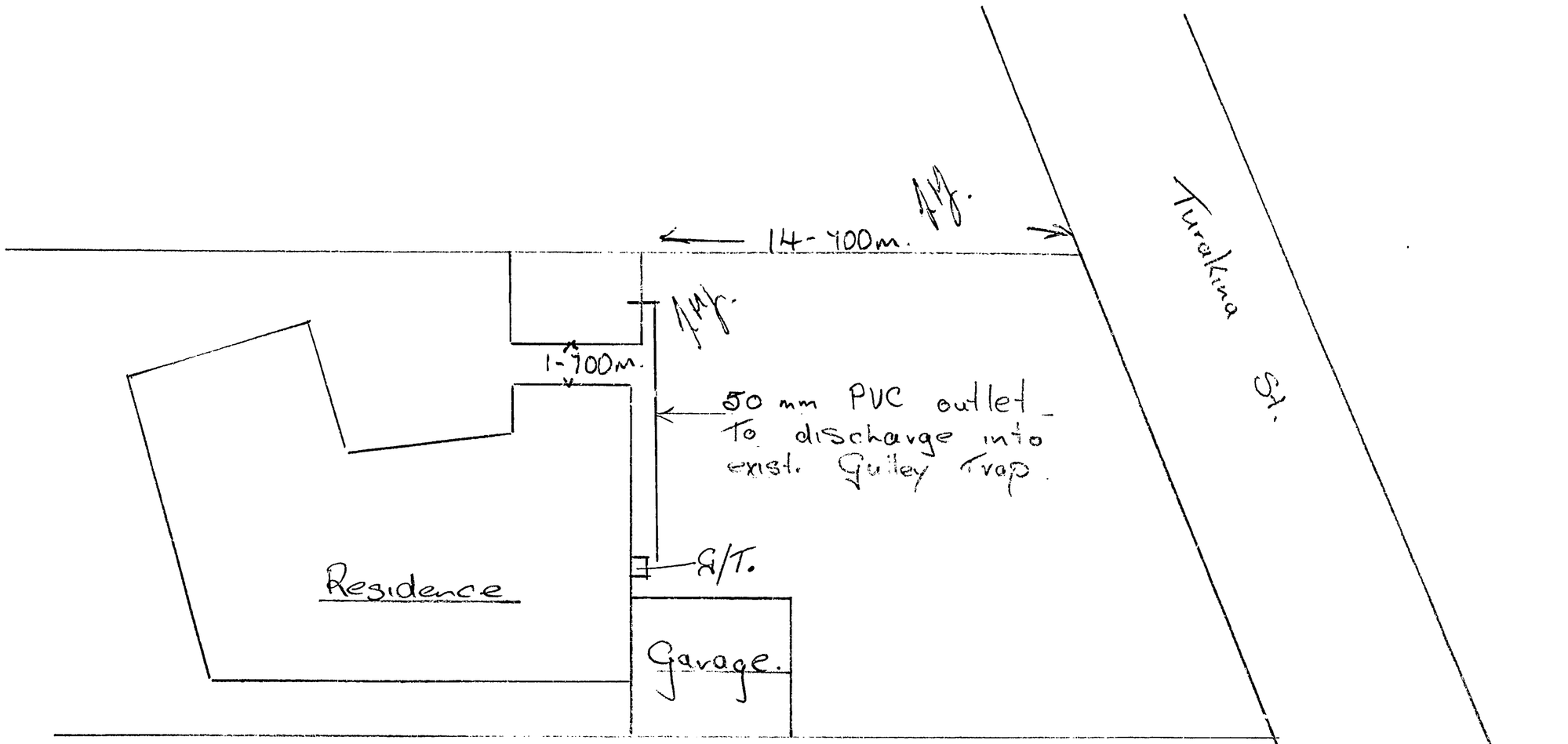

PLANS AND SPECIFICATIONS APPROVED FOR TYPE, USE, SI... AND CONSTRUCTION, AS IN ACCORDANCE WITH ALL ... REGULATIONS AND BY-LAWS ADMINISTERED BY THE NEW PLY... COUNCIL.

TOWN PLANNING

PUBLIC HEALTH

BUILDING

ENGINEER

THESE PLANS AND SPECIFICATIONS ARE THE PROPERTY OF THE NEW PLYMOUTH CITY COUNCIL AND MUST BE KEPT ON SITE.

Proposed outlet pipe from Spa Pool for Mr & Mrs E. D. Jennings. 34 Turakina St.

Document Set ID: 1038110
Version: 1, Version Date: 22/09/2010

16mm 35mm

BUILDING FILE

Code No. 598/39

Subject C/Port

Permit No 23734

Date 12/04/91

No. Sheets

Document Set ID: 1036108
Version: 1, Version Date: 22/09/2010

NEW PLYMOUTH DISTRICT COUNCIL

PLANNING REGULATORY DEPARTMENT

4 43

File No .....

Project: C/PORT
Owner: EDJM JENNINGS
Address: 39 TURAKINA ST
Lot No. 19 D.P. 7968

Check Sheet No. .....
Sewer Sheet No. 124C Plotted: M
.....
Sec. .....

Permit No .....

TOWN PLANNING

Zone Res R1
Designations .....
Area of Buildings .....
Coverage .....
Maximum Height .....
Front Yard .....
Relat. of Bldg. Size: (1) Rear Yard .....
(2) Side Yard .....

SEE SECTION CARD	
PLANNING	
BUILDING	
DRAINAGE	
WATER	

Open Space .....
Grassed Areas ..... ☐ Trees .....
Parking .....
Building Lines & Street Widening ..... BLR - 33' from ℄ of street
Screening .....
Access to Rear of Site .....
Accessory Buildings .....
Loading .....
Service Lanes & R.O.W. .....
Crossing Length ..... ☐ Filling .....
Flooding .....
Town Planning Approvals .....
Remarks: 200mm eave overhang - dpnt 300 of b'dy at toe of wall - 3.1m high

Approved .....
Not Approved .....

DEVELOPMENTS

Value of Building $
Value of Land $
Reserve Contribution Assessed $
GST $
Total to be paid $

Letters Sents

Document Set ID: 1036108
Version: 1, Version Date: 22/09/2010

HEALTH & BY-LAWS

Remarks:

Approved .....

Not Approved .....

DANGEROUS GOODS

Domestic or Commercial .....

Storage Capacity & Location .....

Licence Required ..... Yes/No .....

Approved .....

Not Approved .....

PLUMBING AND DRAINAGE

Remarks:

Approved .....

Not Approved ..... FEE $:

Document Set ID: 1036108
Version: 1, Version Date: 22/09/2010

BUILDING

Remarks:

	VALUE	FEE
Bldg		
Eng Calcs		
BRL		
TOTAL		

Approved BLR 1049

Not Approved

Document Set ID: 1036108
Version: 1, Version Date: 22/09/2010

SERVICES

SEWER CONNECTION

Existing Service .....

Required Service .....

Location .....

Depth .....

Special Requirement .....

Common Drain .....

Fee $ .....

STORMWATER CONNECTION

.....

.....

.....

.....

.....

.....

Fee $ .....

FEE	$

Approved Yes 10 4

Not Approved .....

WATER CONNECTION

Existing Service .....

Distance from L/Boundary .....

Distance: Main to Boundary .....

Boundary to Load .....

Required Service .....

Meter .....

Height above Datum .....

FEE	$

Approved Yes 10.4.

Not Approved .....

VEHICULAR CROSSINGS

Type of Footpath Concrete good

Kerb & Channel .....

Existing Crossing fair

New Crossing .....

Strengthen Path Sq.Yds. .....

Condition .....

Inst. No .....

Position Left 9-4-91

Level at Boundary .....

STREET WORKS FEE $ —

DEPOSIT DAMAGE FEE $ —

Structural Engineer .....

Approved .....

Not Approved .....

APPROVING OFFICER

Approved Conditional

Not Approved 21/4/91

Document Set ID: 1036108
Version: 1, Version Date: 22/09/2010

NEW PLYMOUTH DISTRICT COUNCIL

Fees/Charges Coding

Ex Building Permit Etc

23734

FILE NO: 4 / 43

RECEIPT NO:

CHECK SHEET NO:

DATE: 5 / 4 / 9

Item	Ugen Code	Amount Excl GST	Amount Incl GST
Building Permit Fee	01 N3 000 CR3 045		28.696
Drainage & Plumbing Fee	01 N3 000 ER3 116		
Engineers Reports	01 W1 000 AH4 042		
Sewer Connection	01 W4 000 ___ 040		
Stormwater Connection	01 W4 000 ___ 040		
Water Connection	01 W8 000 ___ 040		
Building Research Levy	01 X2 000 Z01 040		
New Vehicle Crossing	01 W6 000 GR1 041		
Repair Vehicle Crossing	01 W6 000 GR1 044		
Streetworks Deposit	01 X1 000 D02 043		
Hoardings	01 N3 000 CR3 043		
Reserve Contribution	01 S4 000 ___ 040		
			28.696

Paid by ..... M J Cawood .....

GST No. 51-700-449

Document Set ID: 1036108
Version: 1, Version Date: 22/09/2010

NEW PLYMOUTH DISTRICT COUNCIL

4/43/91

Ref

23734

OWNER

E D & J M Jennings

39 Turakina Street
New Plymouth

Issue Date 12/04/91

BUILDER

E D Jennings

39 Turakina Street
New Plymouth

ADDRESS OF PROPERTY

39

Turakina Street

New Plymouth

LEGAL DESCRIPTION

19
7968

DESCRIPTION

Carport

22

5

VALUES

Building $1500
P & D $

$1500

SPECIAL CONDITIONS

.....
Authorised Officer

Inspection Date	REMARKS (e.g. stage reached)
20/4/91	PILE HOLES DUG DOWN TO SOLID GOOD SIZE. OK TO POUR. ONE HOLE OVER O/H SEWER LINE CAGE HAVE TO BE SPLICED DOWN TOLD.

Document Set ID: 1036108
Version: 1, Version Date: 22/09/2010

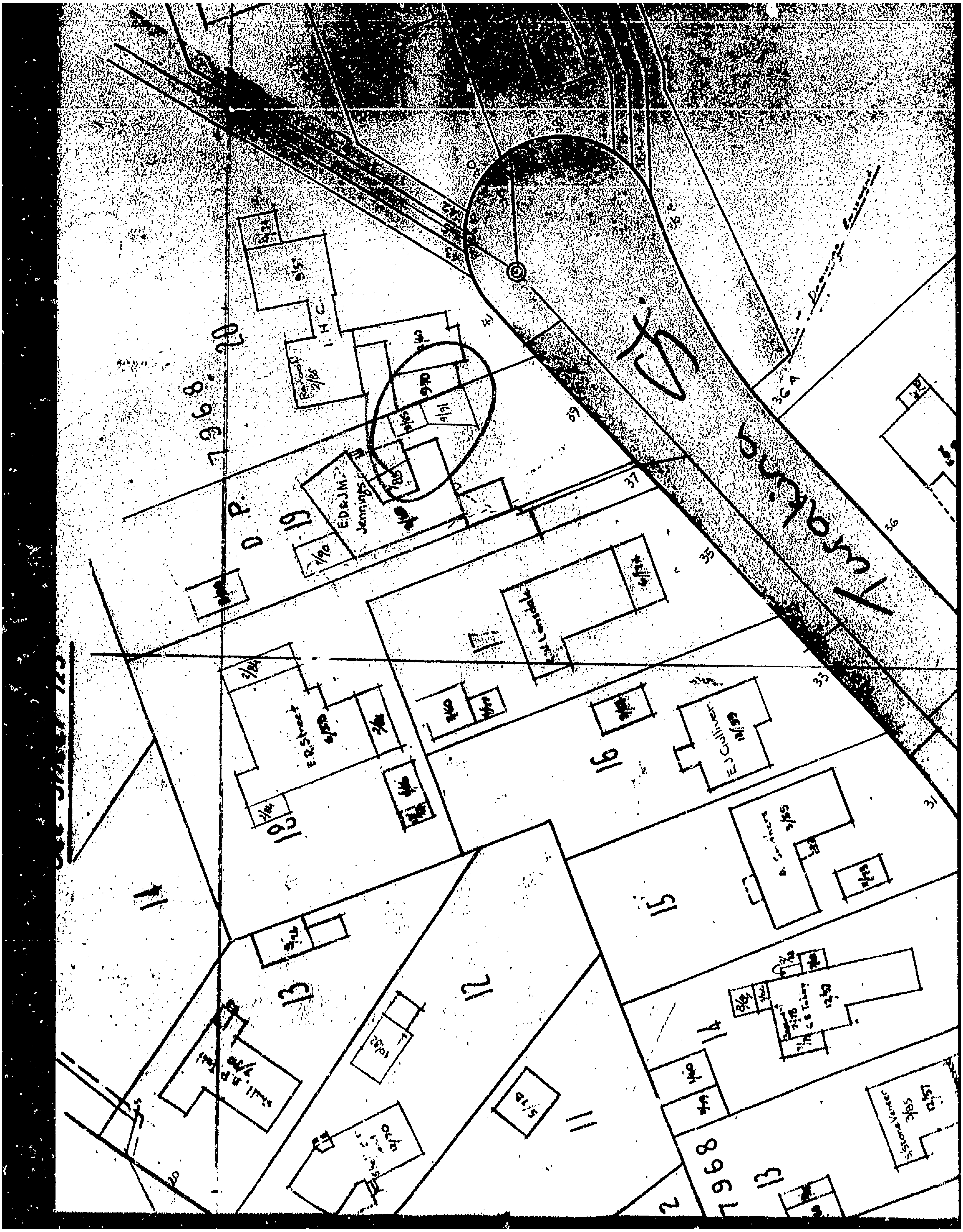

Document Set ID: 1036108
Version: 1, Version Date: 22/09/2010

NEW PLYMOUTH DISTRICT COUNCIL

APPLICATION FOR BUILDING / PLUMBING & DRAINAGE PERMITS

I wish to apply for permission to carry out the work described in the plans and specifications deposited herewith at:

House No 39 Street/Road Turakina St N.P.

Legal Description LOT 19 DP 7968 SECTION .....

OWNER E.D & J.M Jennings

ADDRESS 39 Turakina St New Plymouth

NAME OF APPLICANT E.D Jennings Signature E.D Jennings

ADDRESS As above Phone No. 89831

DESCRIPTION OF PROPOSED WORK:

New building	☑	Conversion	☐	Alteration	☐
Addition	☐	Demolition	☐	Hoardings	Mths
Sign	☐	Wood stove	☐	New floor area	22 m²

PROPOSED USE OF BUILDING Carport

NAME OF BUILDER E.D Jennings Phone No. 89831

ADDRESS as above

NAME OF Craftsman Plumber/Regst Drainlayer .....

ADDRESS ..... Phone No. .....

VALUES & FEES

TOTAL VALUE of Building (excluding GST) $ 1500-00 (A)
This is the value for Building Research Levy and must include the value of all labour and materials contributed by owner or others

BRL $ .....

Plumbing & Drainage (LABOUR ONLY) $ — (B) P&D FEE $ .....

Value of Building for Building Permit (Value of (A) less Value of (B)) $ 1500-00 Permit fee $ 28.00

Streetworks Damage Deposit (If applicable) $ .....

TOTAL FEES $ 28.00

GST $ .....

28-00

NOTE: Where values are considered to be too low they will be reassessed.
Charges for Water, Sewer and Stormwater Connections, Vehicle Crossings, Reserve Contributions and Industrial Streetworks Damage Deposits may be assessed and will be payable prior to the issue of the Permit.

FOR OFFICE USE:

- 5 APR 1991

File No. 4 43 Check Sheet No. .....

Receipt No. 23734 Sewer Sheet No. .....

Date of Receipt .. Val Ref No. .....

Document Set ID: 1036108
Version: 1, Version Date: 22/09/2010

NEW PLYMOUTH DISTRICT COUNCIL BUILDING BY-LAWS

Together with every application there shall be submitted in duplicate detailed plans, elevations, sections, and specifications, accompained by duplicate locality plans drawn to scale showing the site of the building, together with the land, streets, and buildings, immediately surrounding the site. One set will be returned with the permit.

In addition, for buildings for which parking of vehicles is required under the Council's Town Plan Code of Ordinances there shall be submitted a parking plan to scale showing the required number of off-street parking spaces in accordance with the code requirements.

All plans must be signed by the Architect, or Designer responsible for their production.

NOTE: Any receipt issued is NOT a permit.

MASTERPRINT

Document Set ID: 1036108
Version: 1, Version Date: 22/09/2010

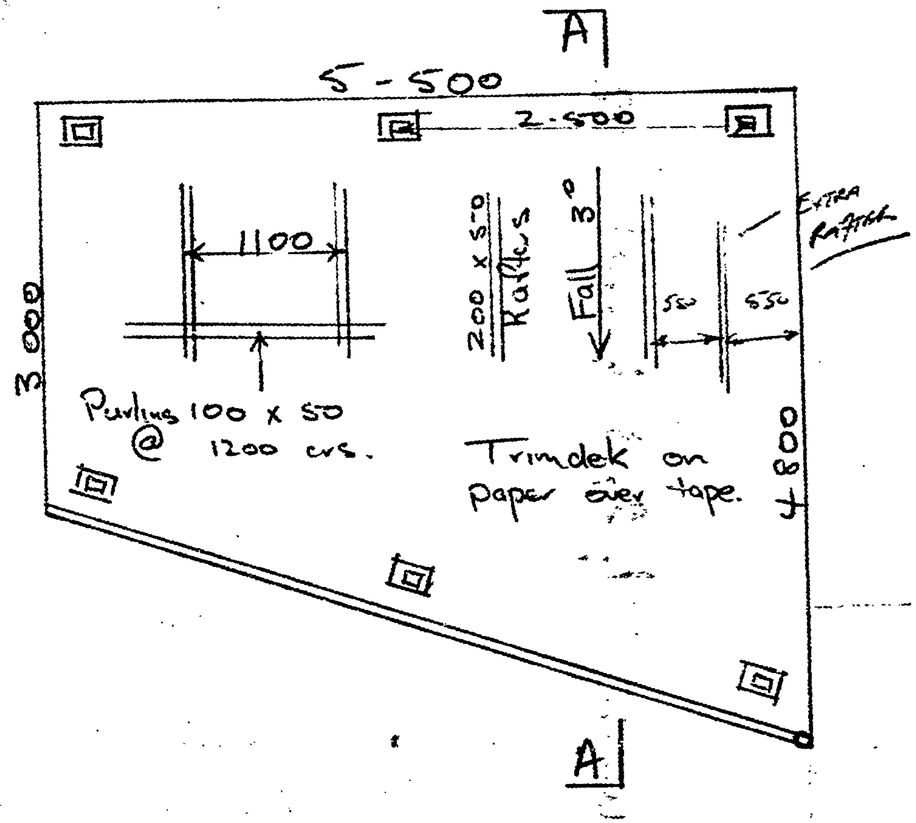

Plan 1-50

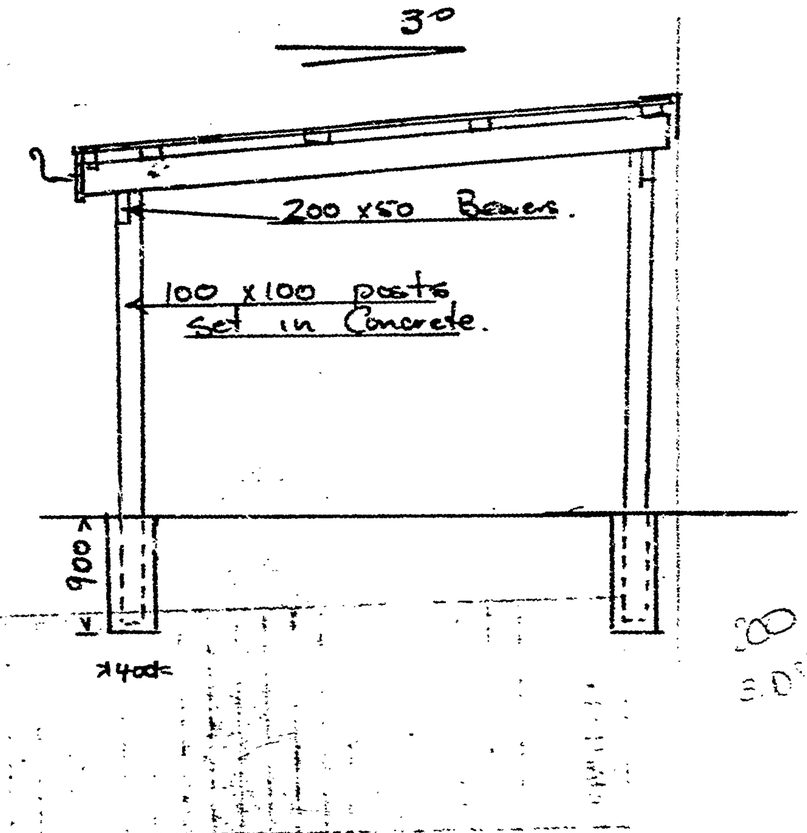

Section A-A 1-50

Proposed extension of Carport

Mr & Mrs F.D. Jennings

Document Set ID: 1036108
Version: 1, Version Date: 22/09/2010

4 43

-5 APR 1991

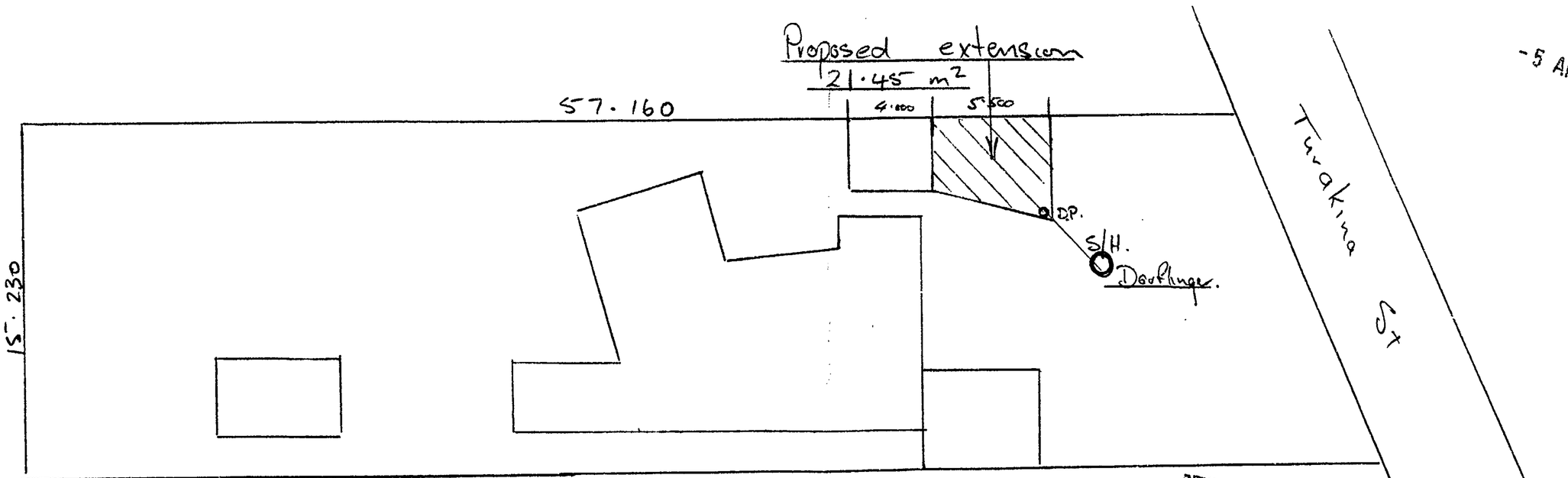

NEW PLYMOUTH DISTRICT COUNCIL

PLANS AND SPECIFICATIONS APPROVED FOR TYPE, USE, SITING, COVERAGE AND CONSTRUCTION, AS IN ACCORDANCE WITH ALL RELEVANT ACTS REGULATIONS AND BY-LAWS ADMINISTERED BY THE NEW PLYMOUTH DISTRICT COUNCIL.

		DATE
PLANNING		8/4/91
PUBLIC HEALTH		11-4-91
BUILDING		10/4/91

THESE PLANS AND SPECIFICATIONS ARE THE PROPERTY OF THE NEW PLYMOUTH DISTRICT COUNCIL AND MUST BE KEPT ON SITE.

Site Plan.

Lot 19 D.P. 7968 Area 921 m²

Proposed extension for Mr & Mrs E.D. Jennings

39 Turakina St New Plymouth.

Scale 1-200

Drawn E.D. JENNINGS

04-04-91

Document Set ID: 1036108
Version: 1, Version Date: 22/09/2010

No. 39 Sec. Lot 19 D.P.

Address TURAKINA ST

DRAINAGE AND PLUMBING REGISTER

OWNER T. G. ARMSTRONG

ADDRESS 39. TURAKINA ST

BUILDER

PLUMBER

DRAINLAYER I. L. MURCH LTD.

PERMITS

PLUMBING

DRAINAGE

VALUE

NATURE OF WORK CONNECT DRAIN TO SEWER.
COMMON DRAIN WITH LOT 18 D.P. 2986.

DRAIN TESTED 24 / 7 / 63. PLUMBING PASSED / /

FALL AND DESCRIPTION Complete to sewer. — through
B.T. to drain down R.O.W

W K Mackenzie
Inspector.

Document Set ID: 397565
Version: 1, Version Date: 18/07/2003

DRAINAGE PLAN SCALE

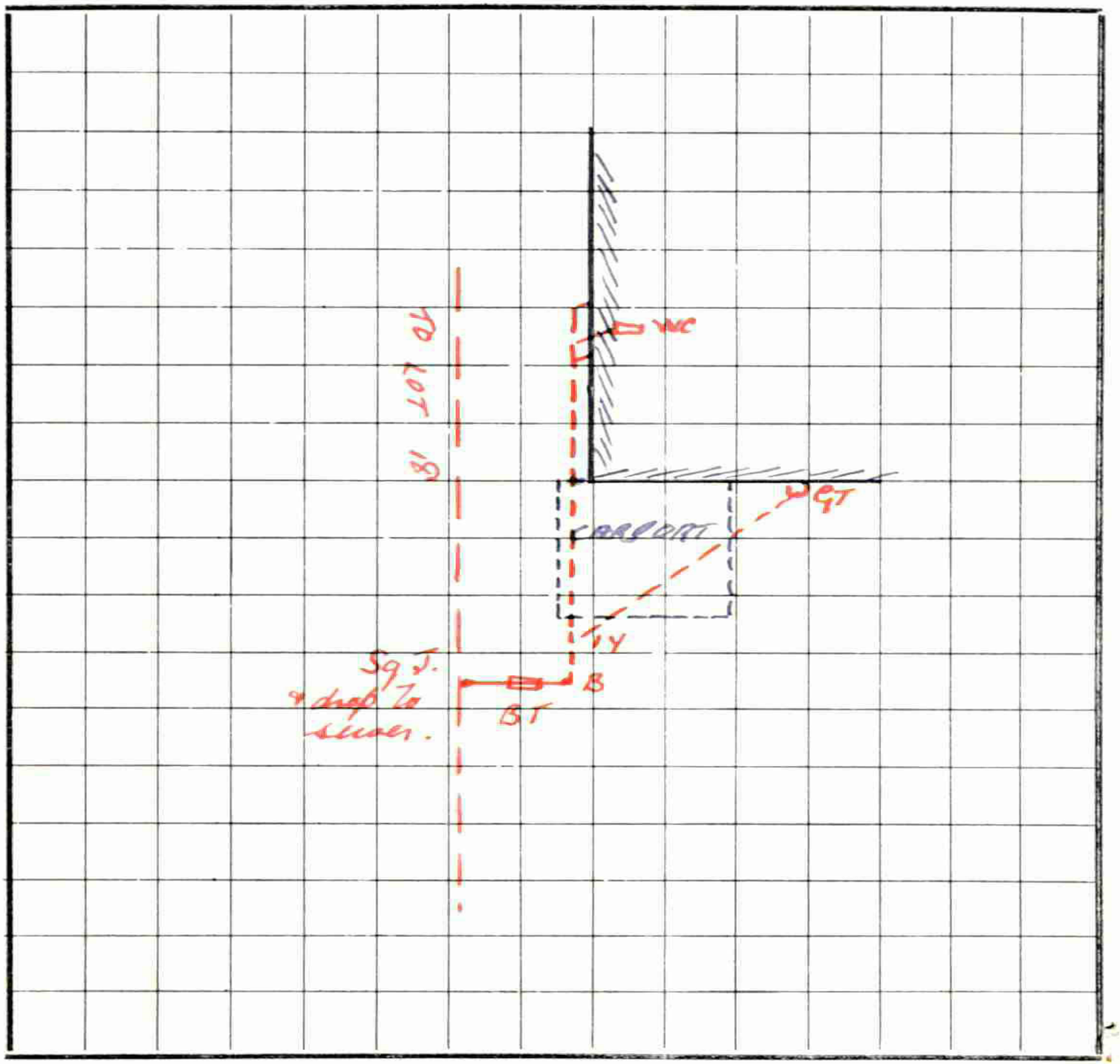

FRONTAGE

39 TURAKINA ST.

AVERY PRESS N.P.—70641

Document Set ID: 397565
Version: 1, Version Date: 18/07/2003

No. 39 PT Sec. 184. Lot 19. D.P. 7968.

Address TURAKINA ST.

DRAINAGE AND PLUMBING REGISTER

OWNER T. G. ARMSTRONG

ADDRESS 39 TURAKINA ST.

BUILDER S. B. PETERSEN

PLUMBER N. R. RITTER.

DRAINLAYER DITTO.

PERMITS

PLUMBING

DRAINAGE

VALUE

NATURE OF WORK NEW DWELLING - COUNTY PERMIT.

DRAIN TESTED 14/7/60. PLUMBING PASSED 24/8/60.

FALL AND DESCRIPTION NORMAL - RUBBER RING JOINTS - TO SEPTIC TANK.

J. G. Francis.

Inspector.

Document Set ID: 397564
Version: 1, Version Date: 18/07/2003

DRAINAGE PLAN SCALE

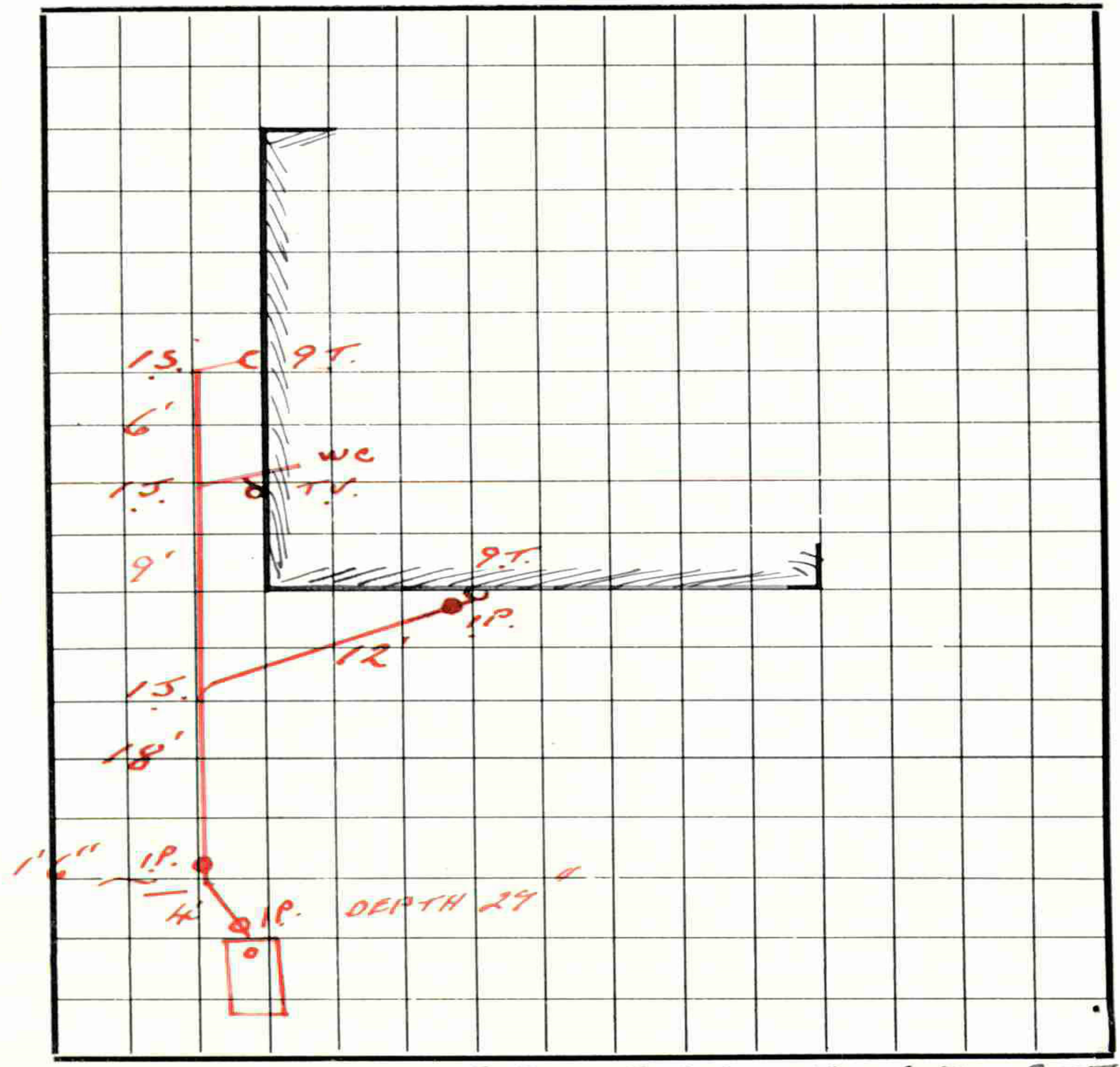

FRONTAGE 39 TURAKINA ST.

AVERY PRESS N.P.—57235

Document Set ID: 397564
Version: 1, Version Date: 18/07/2003

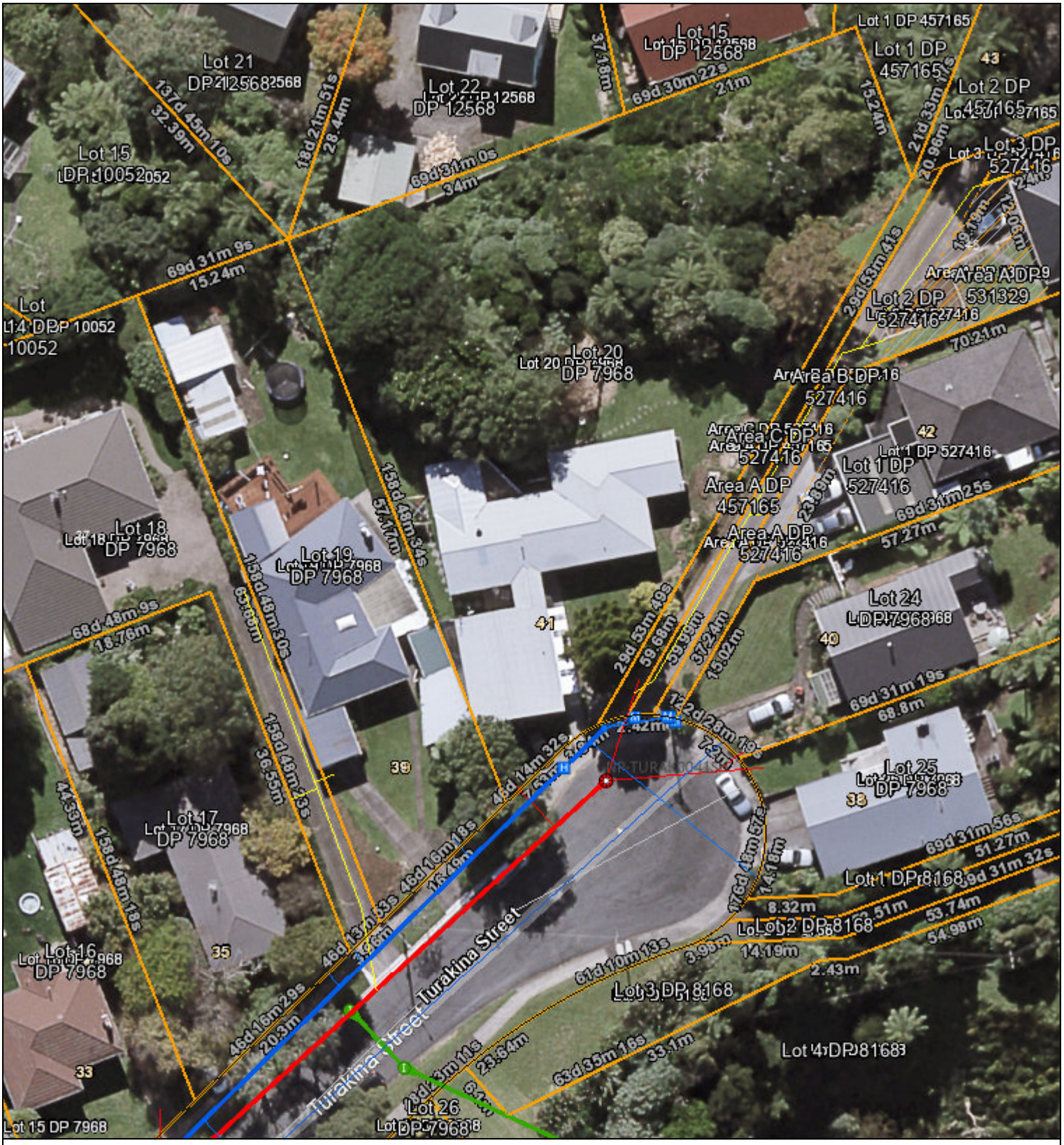

Natural Source	Manhole	Backflow	Outlet	Trunk	Misc Polygon	Yellow = Privately Owned	
Treatment Plant	Alert Valve	Meter	Soakhole	Rise	Proposed Bund and Ponding Areas	Grey = Out of Service/Closed	
Pumpstation	Air Valve	Restricted Flow	End Point	Main	Storm Water Mgmt Plan	Stormwater	
Storage Unit	Non-Return Valve	Wellup	Node	Lateral		Water Supply	
Hydrant	Standard Valve	Inlet	Misc Point	Open Drain		Waste Water	
	Manifold Valve			Stream			
				Overland Flow Path			

Te Kaunihera-ā-Rohe o Ngāmotu
NEW PLYMOUTH DISTRICT COUNCIL
newplymouthnz.com

MILES Print Map

HORIZONTAL DATUM
New Zealand Geodetic Datum 2000

MAP PROJECTION
New Zealand Transverse Mercator

COPYRIGHT: Cadastral information sourced from Land Information New Zealand data. Crown Copyright Reserved.

DISCLAIMER: NPDC assumes no responsibility for the completeness or accuracy of the data displayed on the plot. To be used for indicative purposes only.

0 5 10 20
m

Date: 3/12/2021

1:500